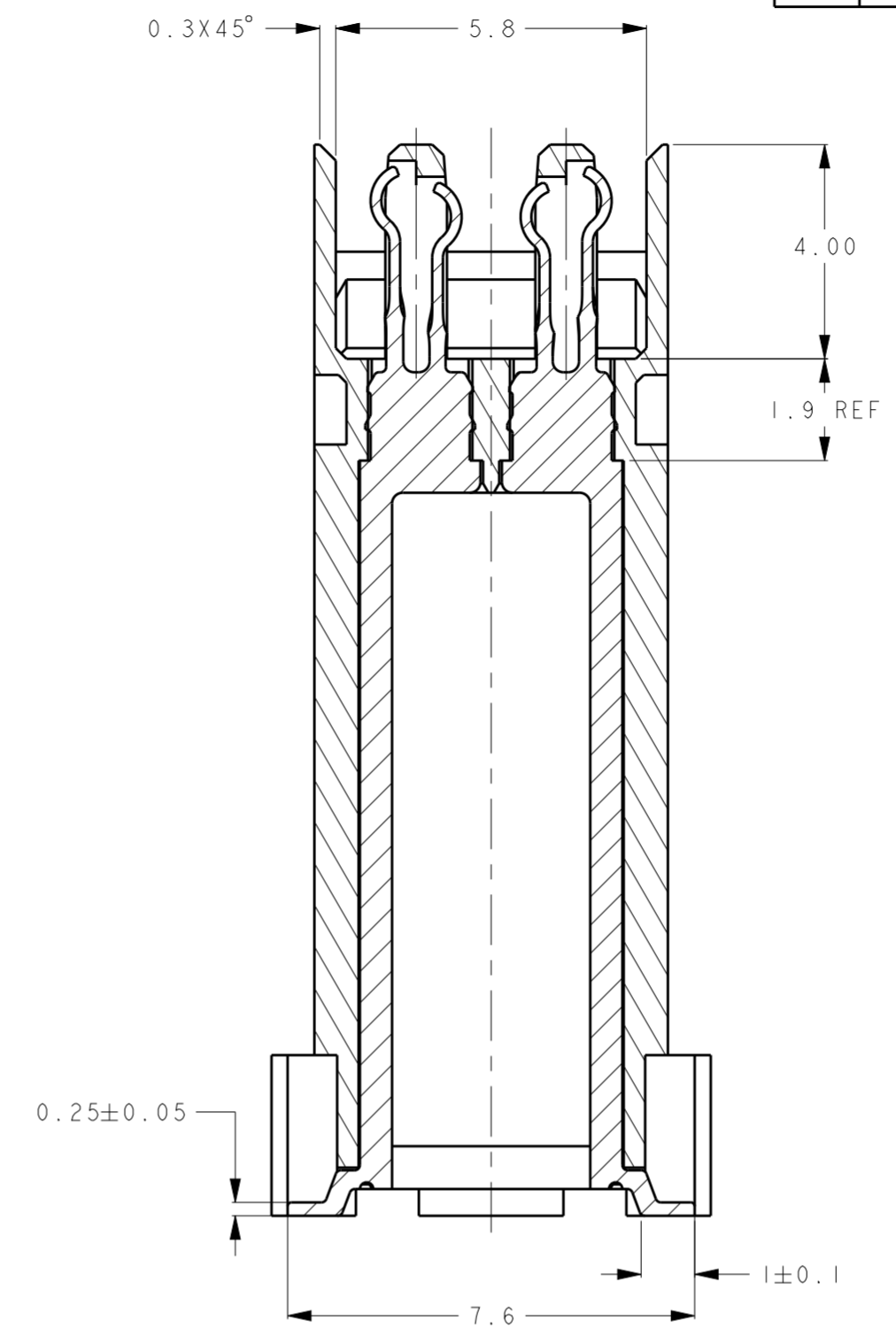
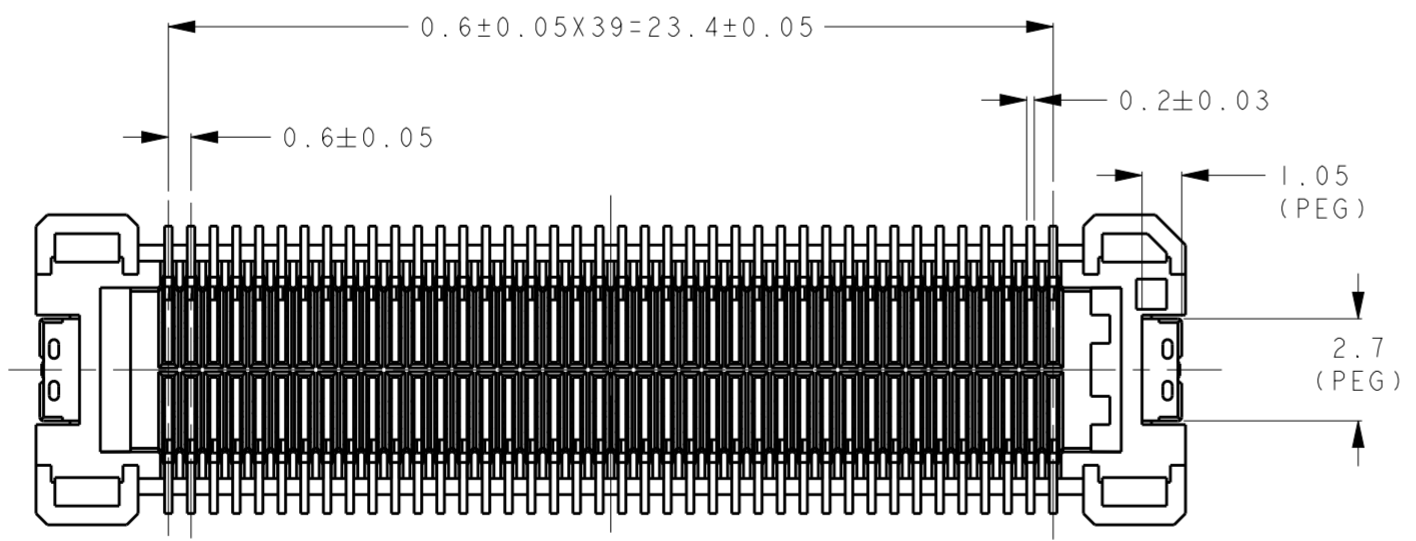
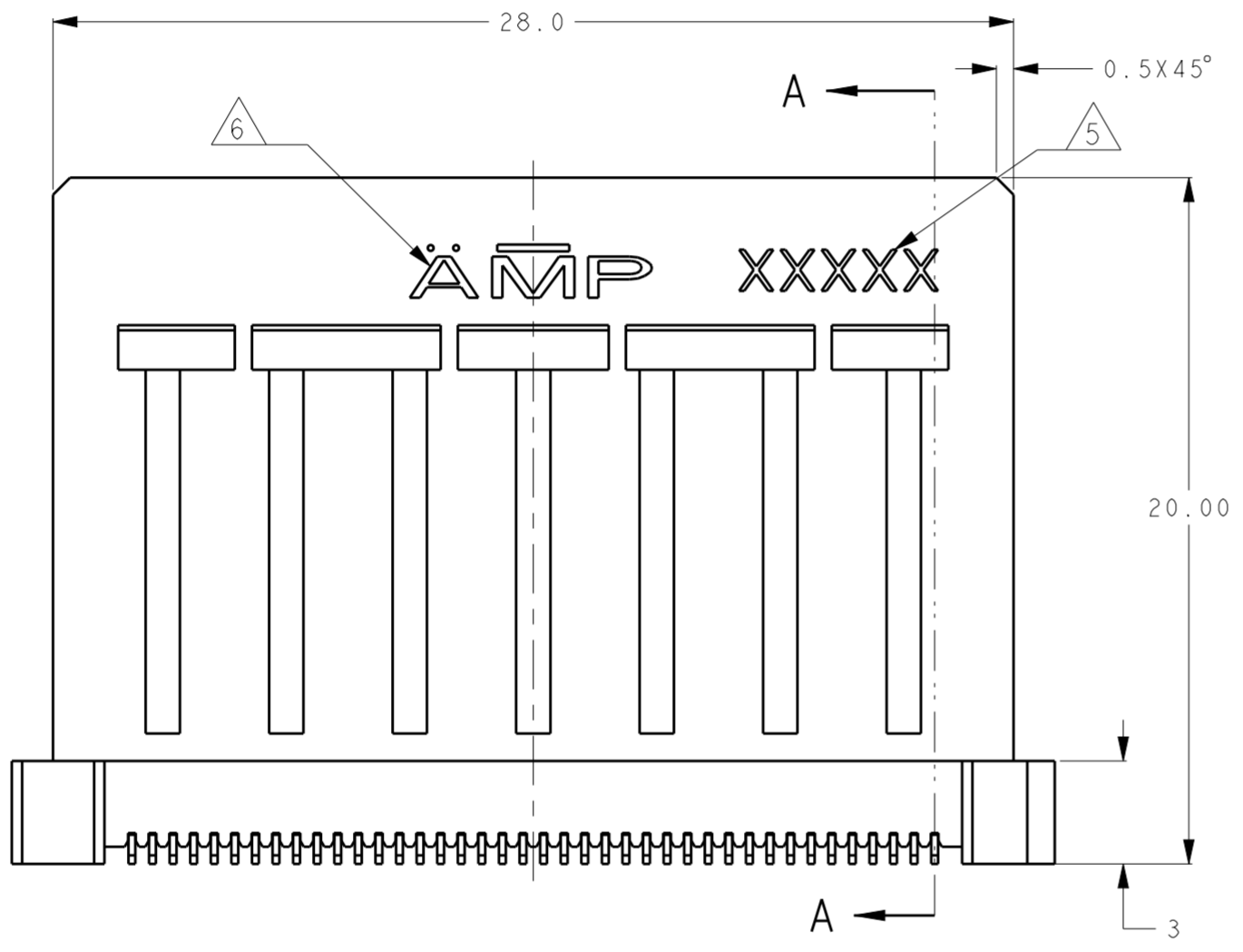
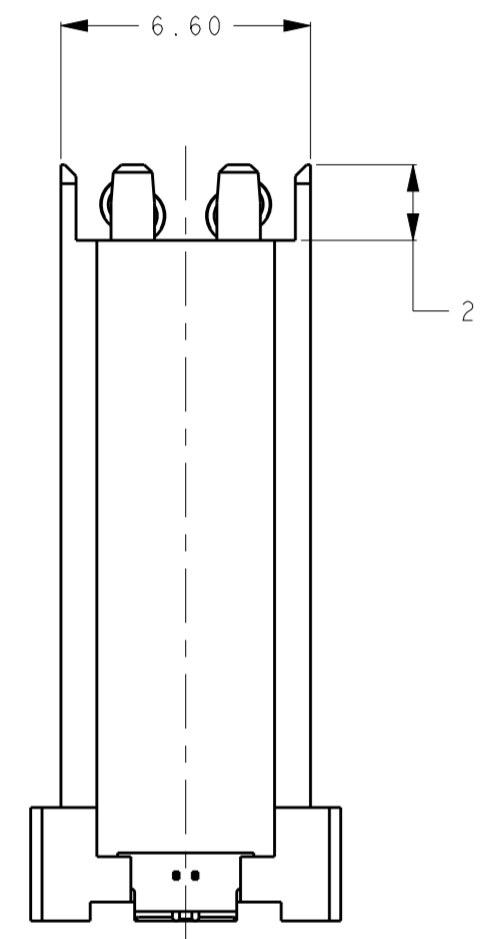
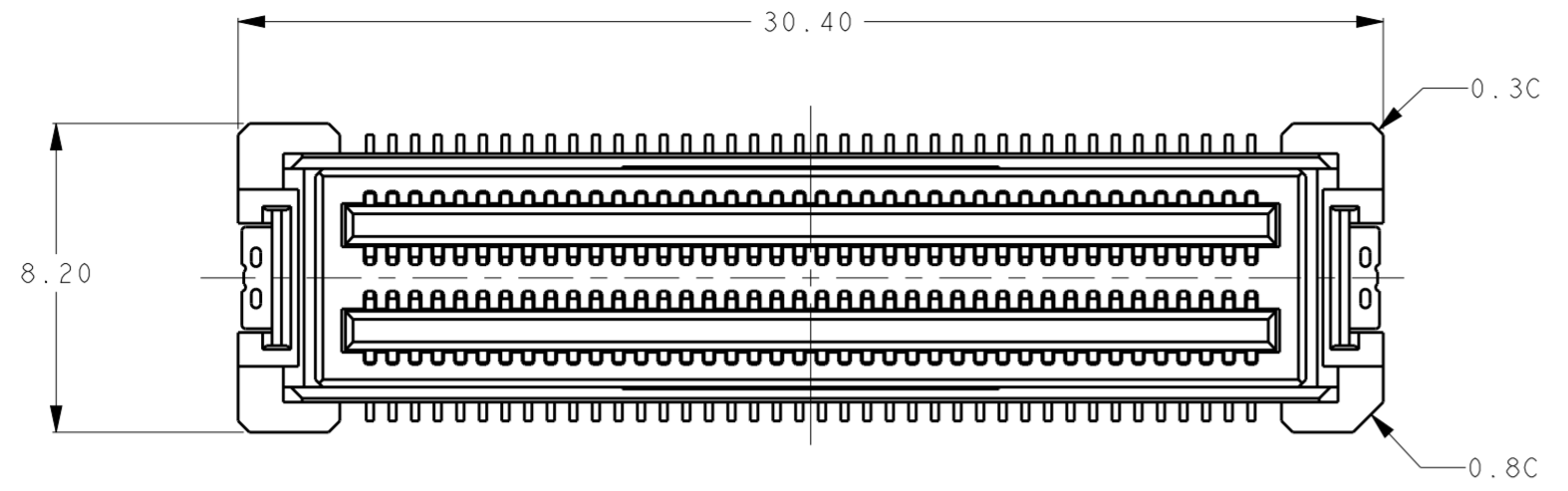
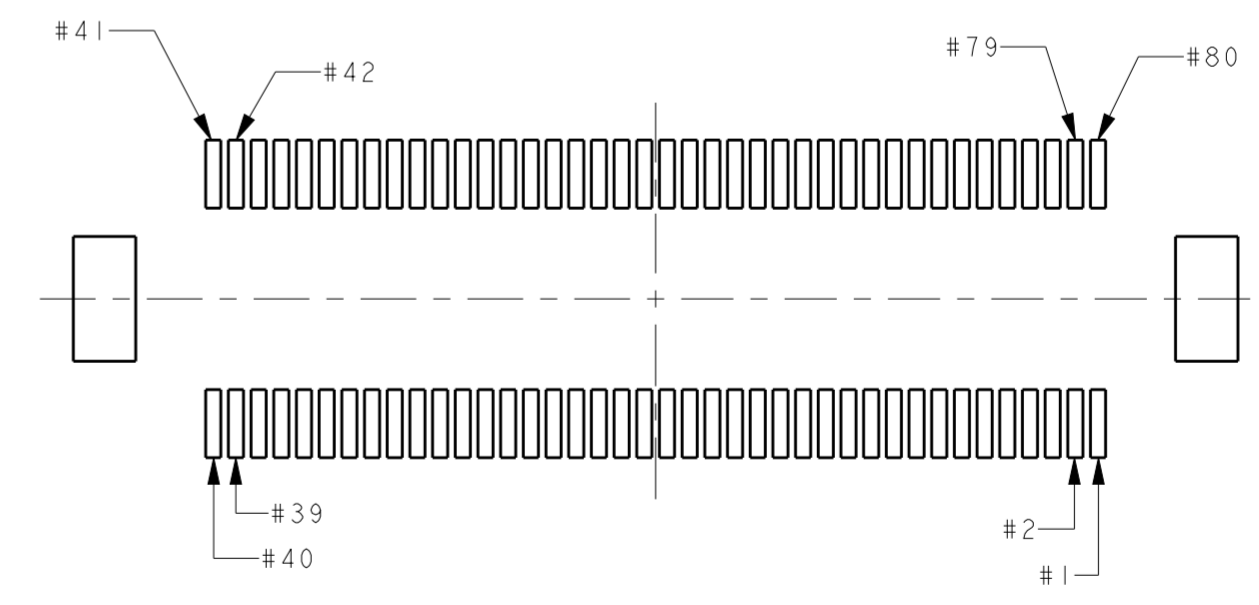
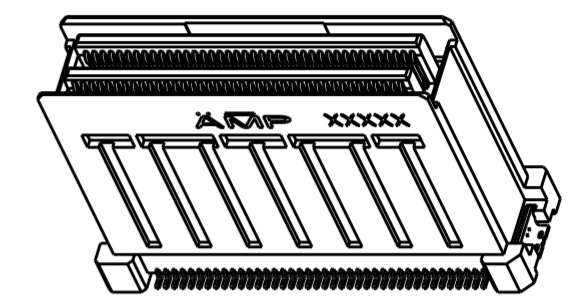


THIS DRAWING IS UNPUBLISHED. RELEASED FOR PUBLICATION 20  
 © COPYRIGHT 20 BY TYCO ELECTRONICS CORPORATION. ALL INTERNATIONAL RIGHTS RESERVED.

LOC	DIST	REVISIONS			
P	LTR	DESCRIPTION	DATE	DWN	APVD
J	-				
D		REVISED	05DEC2007	T.K	M.K
E		REVISED	23JUL2010	T.T	T.M
E1		ADD 6376609-2	18OCT2018	A.W	R.B



SECT A-A  
SCALE 8:1



RECOMMENDED PCB LAYOUT

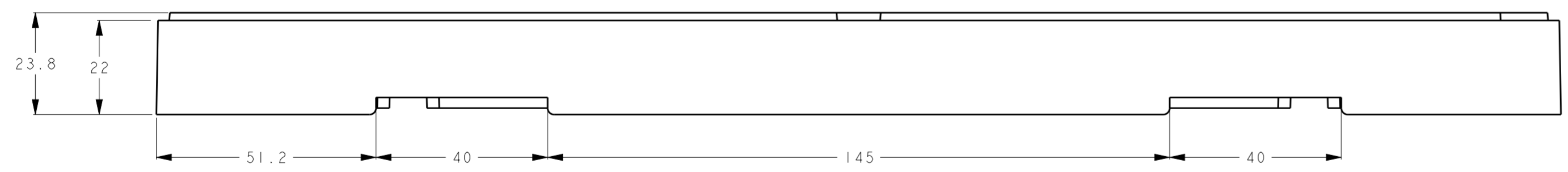
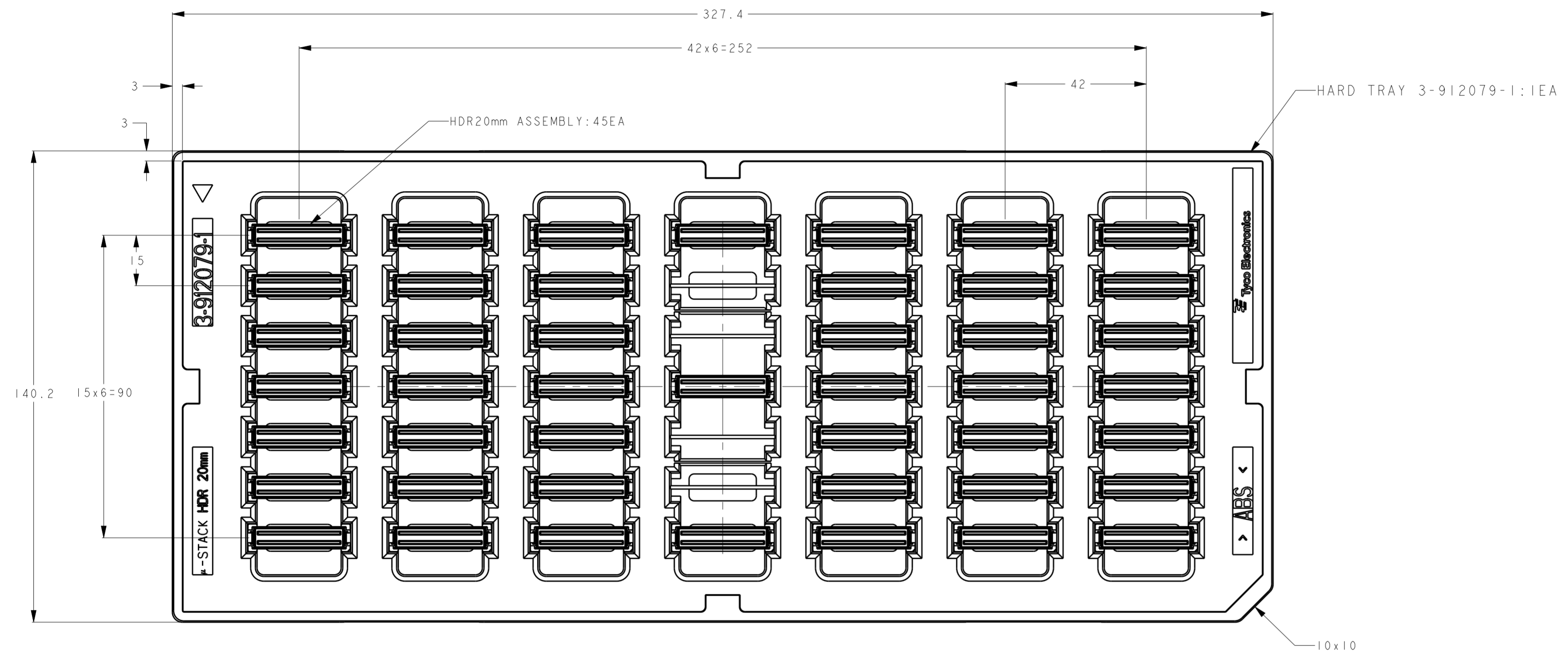
- 1 MATERIAL : HOUSING; LCP
  - 2 FINISH : CONTACT; COPPER ALLOY  
UNDER Ni PL. 0.8µmMIN  
CONTACT AREA: Au PL. 0.3µmMIN  
SOLDERING AREA: Au FLASH
  - 3. COPLANARITY 0.1MAX.
  - 4. -1 IS 45 CONNECTORS IN HARD TRAY,  
AND -2 IS 49 CONNECTORS IN HARD TRAY (SEE SHEET 2,3)
  - 5 DATE CODE IS MARKED TO CHINA PRODUCTION PRODUCT.  
THE FACE SIDE AND BACK SIDE IS NOT ASKED.
  - 6 AMP : MADE IN JAPAN
  - 7 AMP : MADE IN CHINA
- CONNECTORS AND TRAY SHALL BE COVERED BY PLASTIC BAG WITH ENCLOSED DESICCANT.

HARD TRAY	7	6376609-2
HARD TRAY	--	6376609-1
PACKAGE		PART NO

THIS DRAWING IS A CONTROLLED DOCUMENT FOR TYCO ELECTRONICS CORPORATION. IT IS SUBJECT TO CHANGE AND THE CONTROLLING ENGINEERING ORGANIZATION SHOULD BE CONTACTED FOR THE LATEST REVISION.		DWN K. Sakai 23JAN2006	Tyco Electronics Corporation Kawasaki, Japan	
DIMENSIONS: mm		CHK E. Takemasa 23JAN2006	NAME HDR ASSEMBLY 20mm HEIGHT 0.6mm PITCH 80P MICRO-STACK CONNECTOR	
TOLERANCES UNLESS OTHERWISE SPECIFIED: 0 PLC ±0.3 1 PLC ±0.25 2 PLC ±0.2 3 PLC ± 4 PLC ± ANGLES ±3°		APVD M. Kimura 23JAN2006	PRODUCT SPEC 108-5724	
MATERIAL 1 SEE NOTE		FINISH 2 SEE NOTE	APPLICATION SPEC -	RESTRICTED TO
WEIGHT 3.9g		CAGE CODE A200779	DRAWING NO C-6376609	SCALE 1:1
CUSTOMER DRAWING		SHEET 1 OF 2		REV E1

THIS DRAWING IS UNPUBLISHED. RELEASED FOR PUBLICATION 20  
 © COPYRIGHT 20 BY TYCO ELECTRONICS CORPORATION. ALL INTERNATIONAL RIGHTS RESERVED.

LOC	DIST	REVISIONS					
J	-	P	LTR	DESCRIPTION	DATE	DWN	APVD
		-		SEE SHEET 1			



HARD TRAY PACKING SPEC

45	BLACK
CONN QTY	HARD TRAY COLOR

THIS DRAWING IS A CONTROLLED DOCUMENT FOR TYCO ELECTRONICS CORPORATION. IT IS SUBJECT TO CHANGE AND THE CONTROLLING ENGINEERING ORGANIZATION SHOULD BE CONTACTED FOR THE LATEST REVISION.		DWN K. Sakai 23JAN2006	Tyco Electronics Corporation Kawasaki, Japan	
DIMENSIONS: mm		CHK E. Takemasa 23JAN2006	NAME HDR ASSEMBLY 20mm HEIGHT 0.6mm PITCH 80P MICRO-STACK CONNECTOR	
TOLERANCES UNLESS OTHERWISE SPECIFIED: 0-PLC ±0.3 1-PLC ±0.25 2-PLC ±0.2 3-PLC ± 4-PLC ± ANGLES ±3° FINISH		APVD M. Kimura 23JAN2006	SIZE A200779	
MATERIAL		PRODUCT SPEC 108-5724	DRAWING NO C-6376609	
		APPLICATION SPEC -	RESTRICTED TO	
		WEIGHT 3.9g	SCALE 1:1	
		CUSTOMER DRAWING	SHEET 2 OF 2	