



AMP | AMP Type III+

TE Internal #: 66360-2

Power Contacts, Contact, Tin-Lead, 18 – 14 AWG Wire Size, .8 – 2 mm² Wire Size, Wire & Cable, Crimp, Power & Signal, Socket, AMP Type III+

[View on TE.com >](#)

Connectors > Power Connectors > Power Contacts



Power Contact Type: **Contact**

Contact Mating Area Plating Material: **Tin-Lead**

Wire Size: **.8 – 2 mm²**

Connector & Contact Terminates To: **Wire & Cable**

Features

Product Type Features

Power Contact Type	Contact
Connector & Contact Terminates To	Wire & Cable

Electrical Characteristics

Test Current	13 A
--------------	------

Contact Features

Contact Mating Area Plating Material	Tin-Lead
Contact Current Rating (Max)	13 A
Contact Type	Socket
Contact Retention Within Housing	With
Mating Pin Diameter	1.57 mm[.062 in]
Contact Base Material	Brass
Contact Mating Area Plating Material Thickness	2.54 μm[100 μin]
Contact Mating Area Plating Material Finish	Bright
Wire Contact Termination Area Plating Thickness	2.54 μm[100 μin]
Wire Contact Termination Area Plating Material	Tin-Lead

Wire Contact Termination Area Plating Material Finish	Bright
Contact Orientation	Straight
Contact Underplating Material	Nickel
Contact Underplating Material Thickness	.76 μm[30 μin]
Contact Size	16

Termination Features

Termination Method to Wire & Cable	Crimp
------------------------------------	-------

Mechanical Attachment

Wire Insulation Support	With
-------------------------	------

Dimensions

Wire Size	.8 – 2 mm ²
Accepts Wire Insulation Diameter Range	2.03 – 2.54 mm[.08 – .1 in]

Usage Conditions

Operating Temperature Range	-55 – 90 °C[-67 – 194 °F]
-----------------------------	---------------------------

Operation/Application

Circuit Application	Power & Signal
---------------------	----------------

Identification Marking

Color Code	Violet
------------	--------

Packaging Features

Packaging Method	Carton, Loose Piece
Packaging Quantity	1000

Other

Wire/Cable Type	Discrete Wire
For Use With	CPC Connectors, G Series Connectors, M Series Connectors
Comment	Insertion Tool No. 91002-1 (for Insulation Dia. 1.78 [.07] or less), No. 200893-2 (for Insulation Dia. .09 [2.29] max.) Extraction Tool No. 305183., Overall insulation crimp diameter, including crimp barrel, must not exceed 3.18 [.125].

Product Compliance

For compliance documentation, visit the product page on [TE.com](https://www.te.com)>

EU RoHS Directive 2011/65/EU	Not Compliant
EU ELV Directive 2000/53/EC	Not Compliant
China RoHS 2 Directive MIIT Order No 32, 2016	Restricted Materials Above Threshold
EU REACH Regulation (EC) No. 1907/2006	<p>Current ECHA Candidate List: JUNE 2022 (224)</p> <p>Candidate List Declared Against: JAN 2022 (223)</p> <p>SVHC > Threshold: Pb (13% in Component Part)</p> <p>Article Safe Usage Statements: Do not eat, drink or smoke when using this product. Wash thoroughly after handling. Recycle if possible and dispose of the article by following all applicable governmental regulations relevant to your geographic location.</p>
Halogen Content	Low Halogen - Br, Cl, F, I < 900 ppm per homogenous material. Also BFR/CFR/PVC Free
Solder Process Capability	Not applicable for solder process capability

Product Compliance Disclaimer

This information is provided based on reasonable inquiry of our suppliers and represents our current actual knowledge based on the information they provided. This information is subject to change. The part numbers that TE has identified as EU RoHS compliant have a maximum concentration of 0.1% by weight in homogenous materials for lead, hexavalent chromium, mercury, PBB, PBDE, DBP, BBP, DEHP, DIBP, and 0.01% for cadmium, or qualify for an exemption to these limits as defined in the Annexes of Directive 2011/65/EU (RoHS2). Finished electrical and electronic equipment products will be CE marked as required by Directive 2011/65/EU. Components may not be CE marked. Additionally, the part numbers that TE has identified as EU ELV compliant have a maximum concentration of 0.1% by weight in homogenous materials for lead, hexavalent chromium, and mercury, and 0.01% for cadmium, or qualify for an exemption to these limits as defined in the Annexes of Directive 2000/53/EC (ELV). Regarding the REACH Regulation, the information TE provides on SVHC in articles for this part number is based on the latest European Chemicals Agency (ECHA) 'Guidance on requirements for substances in articles' posted at this URL: <https://echa.europa.eu/guidance-documents/guidance-on-reach>


Compatible Parts



Also in the Series | **AMP Type III+**





Insertion & Extraction Tools(4)



Power Contacts(414)

Customers Also Bought

TE Part #6609105-2
PS0SXSXB0=C1093TE Part #3-644564-3
03P MTA100 CONN ASSY F/T 26AWGTE Part #8-34152-1
PG R 22-16COMM 22-18MIL 3/8TE Part #207490-1
CABLE GRIPPER, SIZE 11TE Part #282189-4
SPLASH PROOF CONN. W.S.L.TE Part #2-5329446-1
BNC PLUG KITTE Part #6609124-1
6VJ1 M0=F7552TE Part #2142759-6
Cable Assy, RJ.5 to RJ45 shieldedTE Part #927846-2
JPT SL REC 2.8 Contact SRC Sn (LP)

Documents

Product Drawings

III+ SKT,18-14,TIN-LEAD,LP

English

CAD Files

Customer View Model

ENG_CVM_CVM_66360-2_AH.2d_dxf.zip

English

3D PDF



3D

Customer View Model

[ENG_CVM_CVM_66360-2_AH.3d_igs.zip](#)

English

Customer View Model

[ENG_CVM_CVM_66360-2_AH.3d_stp.zip](#)

English

By downloading the CAD file I accept and agree to the [Terms and Conditions](#) of use.

Product Specifications

[Application Specification](#)

English

Product Environmental Compliance

[Product Compliance](#)

English

[Product Compliance](#)

English

Instruction Sheets

[Instruction Sheet \(U.S.\)](#)

Japanese

[Instruction Sheet \(U.S.\)](#)

English