

61323-2 ✓ ACTIVE

AMP-IN

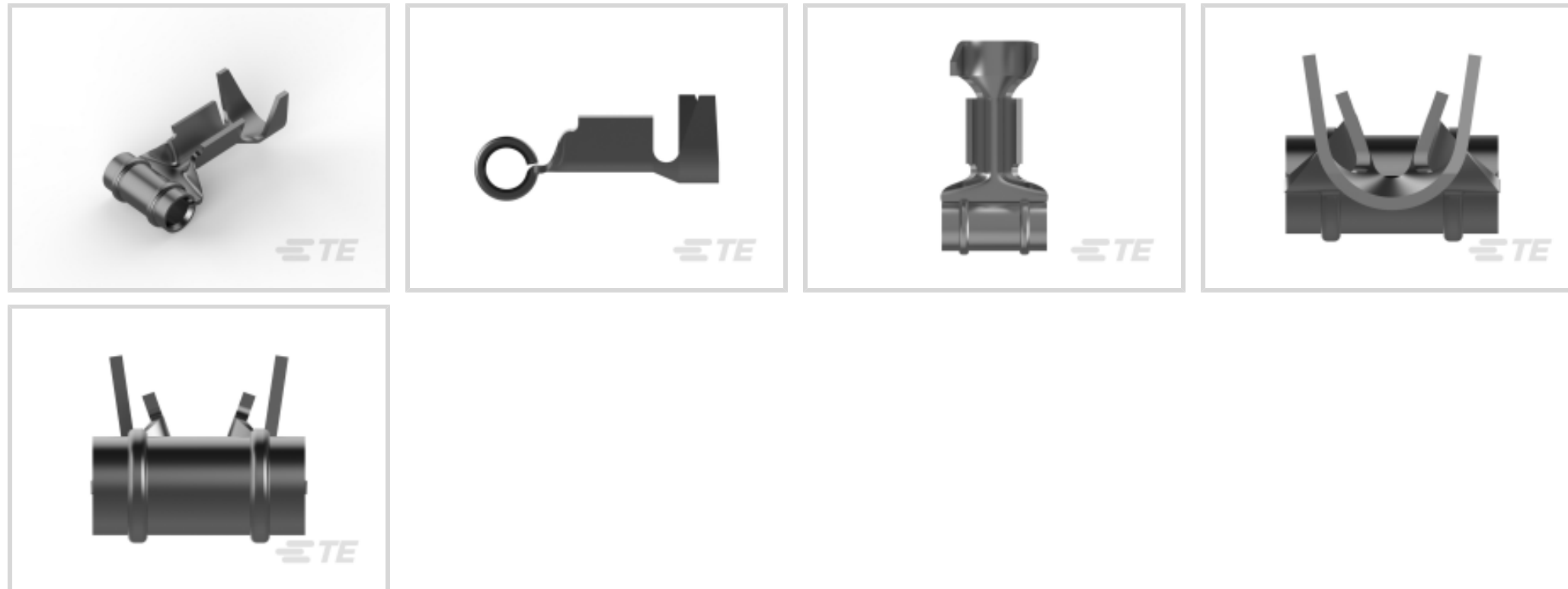
TE Internal #: 61323-2

PCB Terminals, Receptacle, PCB Hole Diameter 1.57 mm [.083 in],
24 – 20 AWG Wire Size, .2 – .6 mm² Wire Size, Crimp, Tin Plating,
Copper, Reel

[View on TE.com >](#)



Terminals & Splices > PCB Terminals



PCB Terminal Type: **Receptacle**

PCB Hole Diameter: **1.57 mm [.083 in]**

Mating Pin Diameter: **1.47 mm [.058 in]**

Accepts Wire Insulation Diameter (Max): **2.54 mm [.1 in]**

Accepts Wire Insulation Diameter Range: **1.02 – 2.54 mm [.04 – .1 in]**

Features

Product Type Features

PCB Terminal Mounting Style	Stud Mount
Wire Insulation Support Retention Type	Open Barrel

Configuration Features

Stud Hole	No
Terminal Angle	90 °

Contact Features

Contact Plating Material	Tin
PCB Terminal Type	Receptacle
Mating Pin Diameter	1.47 mm [.058 in]
Terminal Plating Material	Tin
Contact Underplating Material	Copper
Terminal Size	Miniature
Terminal Orientation	Right Angle

Termination Features



Termination Method to Wire & Cable	Crimp
Product Terminates To	Wire & Cable

Mechanical Attachment

Wire Insulation Support	With
-------------------------	------

Dimensions

Receptacle Terminal Stock Thickness	.25 mm[.01 in]
PCB Hole Diameter	1.57 mm[.083 in]
Accepts Wire Insulation Diameter (Max)	2.54 mm[.1 in]
Accepts Wire Insulation Diameter Range	1.02 – 2.54 mm[.04 – .1 in]
Wire Size	.2 – .6 mm ²

Usage Conditions

Insulation Option	Uninsulated
Operating Temperature Range	-55 – 105 °C[-67 – 221 °F]

Packaging Features

Packaging Quantity	5000
Packaging Method	Reel

Other

Comment	Machine applied applicator required., Receptacle has an overlap insulation crimp.
---------	---

Product Compliance













[For compliance documentation, visit the product page on TE.com>](#)

EU RoHS Directive 2011/65/EU	Compliant
EU ELV Directive 2000/53/EC	Compliant
China RoHS 2 Directive MIIT Order No 32, 2016	No Restricted Materials Above Threshold
EU REACH Regulation (EC) No. 1907/2006	Current ECHA Candidate List: JUNE 2022 (224) Candidate List Declared Against: JAN 2022 (223) SVHC > Threshold: Not Yet Reviewed
Halogen Content	Low Halogen - Br, Cl, F, I < 900 ppm per homogenous material. Also BFR/CFR/PVC Free
Solder Process Capability	Not applicable for solder process capability

Product Compliance Disclaimer

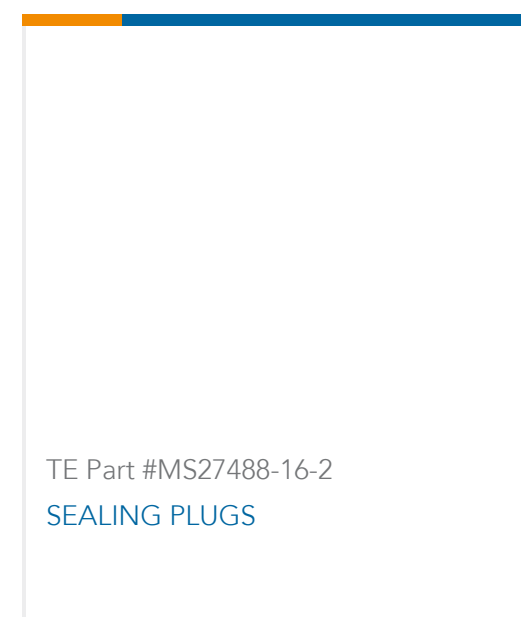
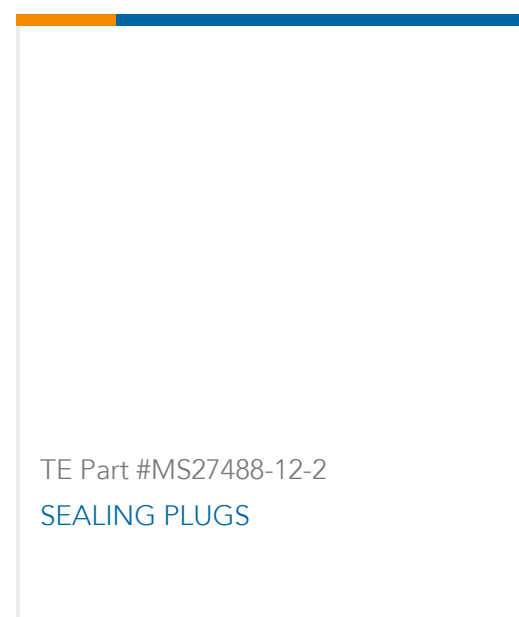
This information is provided based on reasonable inquiry of our suppliers and represents our current actual knowledge based on the information they provided. This information is subject to change. The part numbers that TE has identified as EU RoHS compliant have a maximum concentration of 0.1% by weight in homogenous materials for lead, hexavalent chromium, mercury, PBB, PBDE, DBP, BBP, DEHP, DIBP, and 0.01% for cadmium, or qualify for an exemption to these limits as defined in the Annexes of Directive 2011/65/EU (RoHS2). Finished electrical and electronic equipment products will be CE marked as required by Directive 2011/65/EU. Components may not be CE marked. Additionally, the part numbers that TE has identified as EU ELV compliant have a maximum concentration of 0.1% by weight in homogenous materials for lead, hexavalent chromium, and mercury, and 0.01% for cadmium, or qualify for an exemption to these limits as defined in the Annexes of Directive 2000/53/EC (ELV). Regarding the REACH Regulation, the information TE provides on SVHC in articles for this part number is based on the latest European Chemicals Agency (ECHA) 'Guidance on requirements for substances in articles' posted at this URL: <https://echa.europa.eu/guidance-documents/guidance-on-reach>

Compatible Parts

 <p>TE Part # 60789-2 .058 DIA RECEPTACLE LP 20-24</p>	 <p>TE Part # 350196-1 058 PIN REC 26-20 010TPBECU</p>	 <p>TE Part # 61119-3 PIN RECPT .058 R/A SN/BECU</p>	 <p>TE Part # 60598-4 058 PIN REC IS 22-20 010TPBECU</p>
 <p>TE Part # 640259-1 058 PIN REC IS 18-22 010TPBECU</p>	 <p>TE Part # 61276-1 .058 DIA RECPT LP 24-20</p>	 <p>TE Part # 61119-1 PIN RECPT .058 R/A AU/BECU</p>	 <p>TE Part # 61276-2 .058 DIA RECPT LP 24-20</p>
 <p>TE Part # 60940-2 058 PIN REC 24-20 SN/BECU</p>	 <p>TE Part # 466295-2 HDM EMPR055F1100K</p>	 <p>TE Part # 60804-3 RECPT .058 26-22 SN/BECU</p>	 <p>TE Part # 60939-2 .058 DIA RECPT SN/BECU</p>



Customers Also Bought



Documents

Product Drawings

[058 R/A PIN REC 24-20 TPBECU](#)

English

CAD Files

[3D PDF](#)

3D

Customer View Model

[ENG_CVM_CVM_61323-2_L_c-61323-2-l.2d_dxf.zip](#)

English

Customer View Model

[ENG_CVM_CVM_61323-2_L_c-61323-2-l.3d_igs.zip](#)

English

Customer View Model

[ENG_CVM_CVM_61323-2_L_c-61323-2-l.3d_stp.zip](#)

English

By downloading the CAD file I accept and agree to the [Terms and Conditions](#) of use.



Product Specifications

Application Specification

English

Instruction Sheets

Instruction Sheet (U.S.)

Japanese

Instruction Sheet (U.S.)

English

Insertion/Extraction Tool

English