

640389-7 ✓ ACTIVE

MTA 156

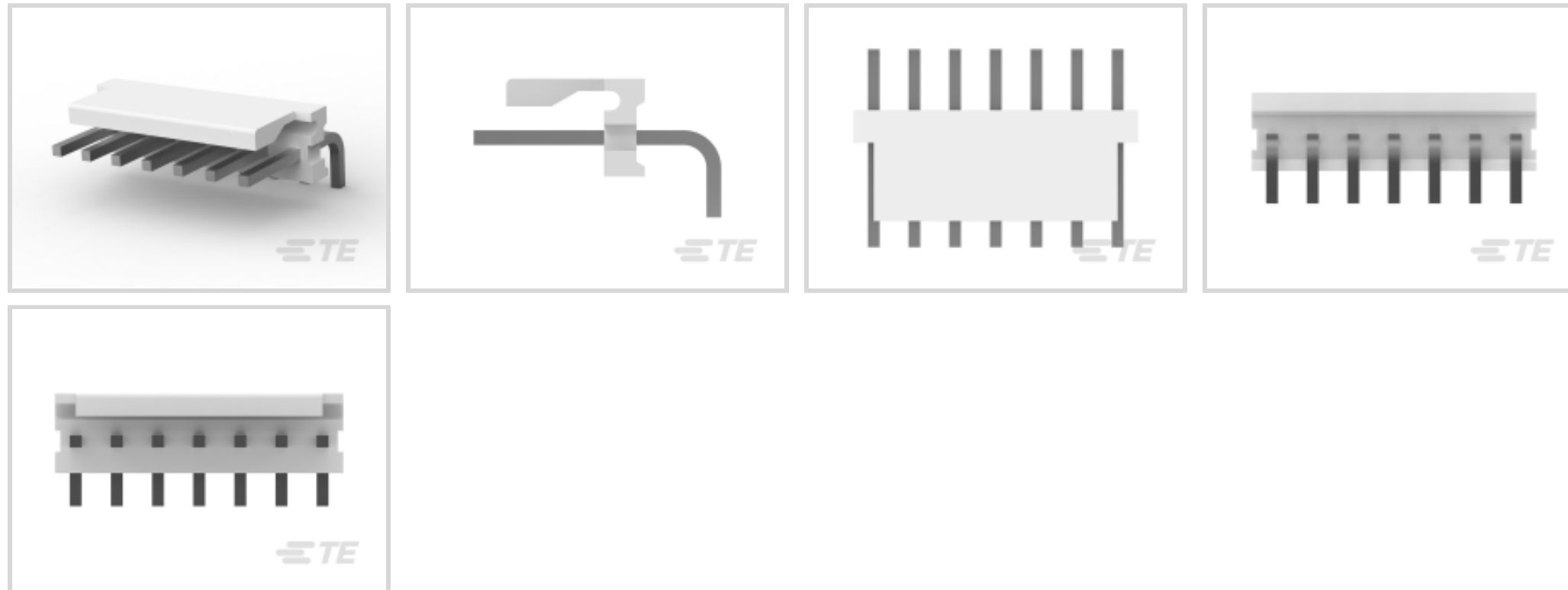
TE Internal #: 640389-7

Rectangular Power Connectors, Header, Plug, Wire-to-Board, 7
Position, .156 in [3.96 mm] Centerline, Printed Circuit Board, UL 94V-
0, MTA 156

[View on TE.com >](#)



Connectors > Power Connectors > Rectangular Power > Rectangular Power Connectors



Rectangular Power Connector Type: **Header**

Connector & Housing Type: **Plug**

Connector System: **Wire-to-Board**

Number of Positions: **7**

Centerline (Pitch): **3.96 mm [.156 in]**

Features

Product Type Features

| | |
|-----------------------------------|-----------------------|
| Header Type | Partially Shrouded |
| Rectangular Power Connector Type | Header |
| Connector & Housing Type | Plug |
| Connector System | Wire-to-Board |
| Sealable | No |
| Connector & Contact Terminates To | Printed Circuit Board |

Configuration Features

| | |
|---------------------------|-------------|
| Number of Positions | 7 |
| PCB Mount Orientation | Right Angle |
| Number of Power Positions | 7 |
| Number of Rows | 1 |

Electrical Characteristics

| | |
|-------------------|---------|
| Operating Voltage | 600 VAC |
|-------------------|---------|

Contact Features



| | |
|------------------------------------------------|------------------------------------------|
| Contact Layout | Inline |
| Contact Underplating Material | Nickel |
| Contact Base Material | Copper Alloy |
| Contact Current Rating (Max) | 7 A |
| Contact Retention Within Housing | Without |
| Contact Type | Pin |
| PCB Contact Termination Area Plating Material | Tin |
| Contact Mating Area Plating Material | Tin |
| Contact Mating Area Plating Material Thickness | 2.54 μm [100 μin] |

Termination Features

| | |
|---------------------------------------------|-----------------------|
| Termination Post & Tail Length | 3.56 mm[.14 in] |
| Termination Method to Printed Circuit Board | Through Hole - Solder |

Mechanical Attachment

| | |
|-------------------------|---------------|
| Strain Relief | Without |
| Mating Alignment | Without |
| PCB Mount Alignment | Without |
| Panel Mount Feature | Without |
| PCB Mount Retention | Without |
| Connector Mounting Type | Board Mount |
| Mating Retention | With |
| Mating Retention Type | Friction Lock |

Housing Features

| | |
|--------------------------|------------------|
| Right Angle Bending Side | Front |
| Centerline (Pitch) | 3.96 mm[.156 in] |
| Housing Color | Natural |
| Housing Material | Polyester |

Dimensions

| | |
|-----------------------------|--------------------|
| PCB Thickness (Recommended) | 1.6 mm[.063 in] |
| Mating Post Length | 10.16 mm[.4 in] |
| Height | 10.79 mm[.425 in] |
| Length | 27.74 mm[1.092 in] |

Usage Conditions



| | |
|-----------------------------|----------------------------|
| Operating Temperature Range | -55 – 105 °C[-67 – 221 °F] |
|-----------------------------|----------------------------|

Operation/Application

| | |
|---------------------|-------|
| Circuit Application | Power |
|---------------------|-------|

Industry Standards

| | |
|------------------------|-------------------------------|
| CSA Rating | Certified |
| UL Flammability Rating | UL 94V-0 |
| Glow Wire Rating | Standard Part - Not Glow Wire |
| Agency/Standard Number | E28476 |
| Agency/Standard | CSA, UL |
| UL Rating | Recognized |
| CSA File Number | LR7189 |

Packaging Features

| | |
|--------------------|---------|
| Packaging Method | Package |
| Packaging Quantity | 2000 |

Other

| | |
|--------------|-----------------------------------------------------------|
| For Use With | MTA .156 Connector Assembly or SL .156 Connector Assembly |
|--------------|-----------------------------------------------------------|

Product Compliance

[For compliance documentation, visit the product page on TE.com>](#)

| | |
|-----------------------------------------------|------------------------------------------------------------------------------------------------------------------------------------------|
| EU RoHS Directive 2011/65/EU | Compliant |
| EU ELV Directive 2000/53/EC | Compliant |
| China RoHS 2 Directive MIIT Order No 32, 2016 | No Restricted Materials Above Threshold |
| EU REACH Regulation (EC) No. 1907/2006 | Current ECHA Candidate List: JUNE 2022 (224) Candidate List Declared Against: JAN 2022 (223) SVHC > Threshold: Not Yet Reviewed |
| Halogen Content | Not Low Halogen - contains Br or Cl > 900 ppm. |
| Solder Process Capability | Wave solder capable to 265°C |

Product Compliance Disclaimer

This information is provided based on reasonable inquiry of our suppliers and represents our current actual knowledge based on the information they provided. This information is subject to change. The part numbers that TE has identified as EU RoHS compliant have a maximum concentration of 0.1% by weight in homogenous materials for lead, hexavalent

chromium, mercury, PBB, PBDE, DBP, BBP, DEHP, DIBP, and 0.01% for cadmium, or qualify for an exemption to these limits as defined in the Annexes of Directive 2011/65/EU (RoHS2). Finished electrical and electronic equipment products will be CE marked as required by Directive 2011/65/EU. Components may not be CE marked. Additionally, the part numbers that TE has identified as EU ELV compliant have a maximum concentration of 0.1% by weight in homogenous materials for lead, hexavalent chromium, and mercury, and 0.01% for cadmium, or qualify for an exemption to these limits as defined in the Annexes of Directive 2000/53/EC (ELV). Regarding the REACH Regulation, the information TE provides on SVHC in articles for this part number is based on the latest European Chemicals Agency (ECHA) 'Guidance on requirements for substances in articles' posted at this URL: <https://echa.europa.eu/guidance-documents/guidance-on-reach>

Compatible Parts






TE Part # CAT-103156-RECHS
3.96mm Rectangular connector housing: 1 row, Nylon, SL 156



TE Part # 3-644465-7
07P MTA156 CONN ASSY 18AWG ORA




TE Part # 3-640599-7
07P MTA156 CONN ASSY 18AWG ORA



TE Part # 3-640432-7
07P MTA156 CONN ASSY 20AWG YEL

Also in the Series | **MTA 156**




Insertion & Extraction Tools(1)



PCB Connector Covers(92)




PCB Connector Keying(2)




PCB Connector Mounting(1)




PCB Headers & Receptacles(729)



Power Contacts(3)




Rectangular Caps & Covers(1)



Rectangular Power Connectors(749)



Standard Rectangular Connectors (1309)



Wire-to-Board Connector Contacts(12)

Customers Also Bought



TE Part #1-641215-0
10P MTA100 HDR ASSY FL/ST 30AU



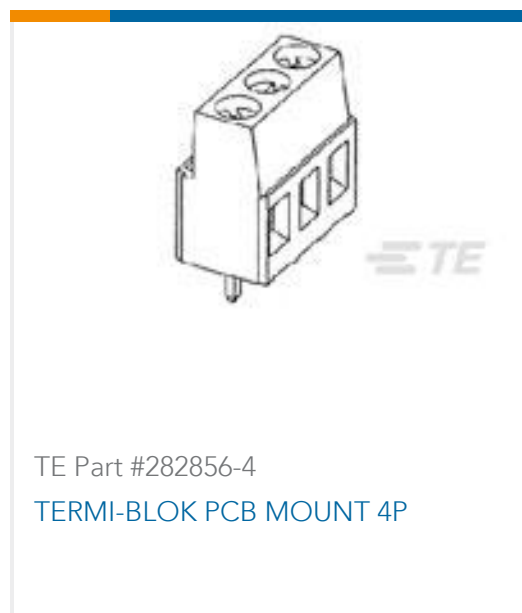
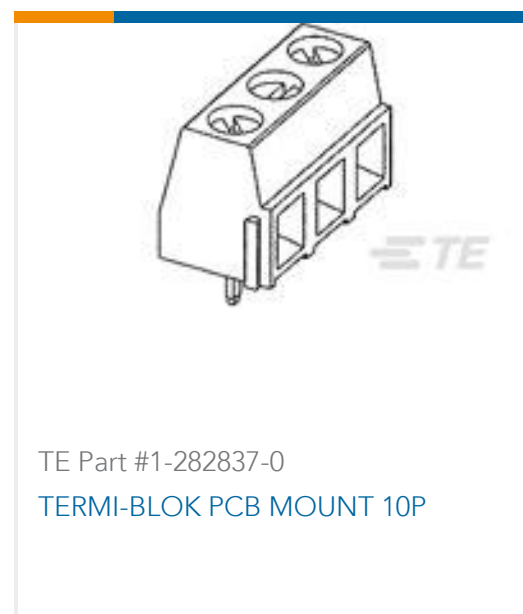
TE Part #102321-1
AMP-LATCH UNIVERSAL HEADERS



TE Part #4-1437559-6
MTM106DPC=SW TOG SHORT LEVER P



TE Part #350586-4
09P UMNL HDR ASSY PC NATL LF P



Documents

Product Drawings

[07P MTA156 HDR ASSY SQ R/A F/L](#)

English

CAD Files

Customer View Model

[ENG_CVM_CVM_640389-7_AG.2d_dxf.zip](#)

English

3D PDF

3D

Customer View Model

[ENG_CVM_CVM_640389-7_AG.3d_igs.zip](#)

English

Customer View Model

[ENG_CVM_CVM_640389-7_AG.3d_stp.zip](#)

English

By downloading the CAD file I accept and agree to the [Terms and Conditions](#) of use.

Datasheets & Catalog Pages

[MTA, CST-100 II, SL-156 and AMP Economy Power \(EP\) Connectors](#)

English

Product Environmental Compliance

[Product Compliance](#)

English

[Product Compliance](#)

English



[TE Material Declaration](#)

English

[Agency Approvals](#)

[Agency Approval Document](#)

English