

52041-1 ✓ ACTIVE

PLASTI-GRIP

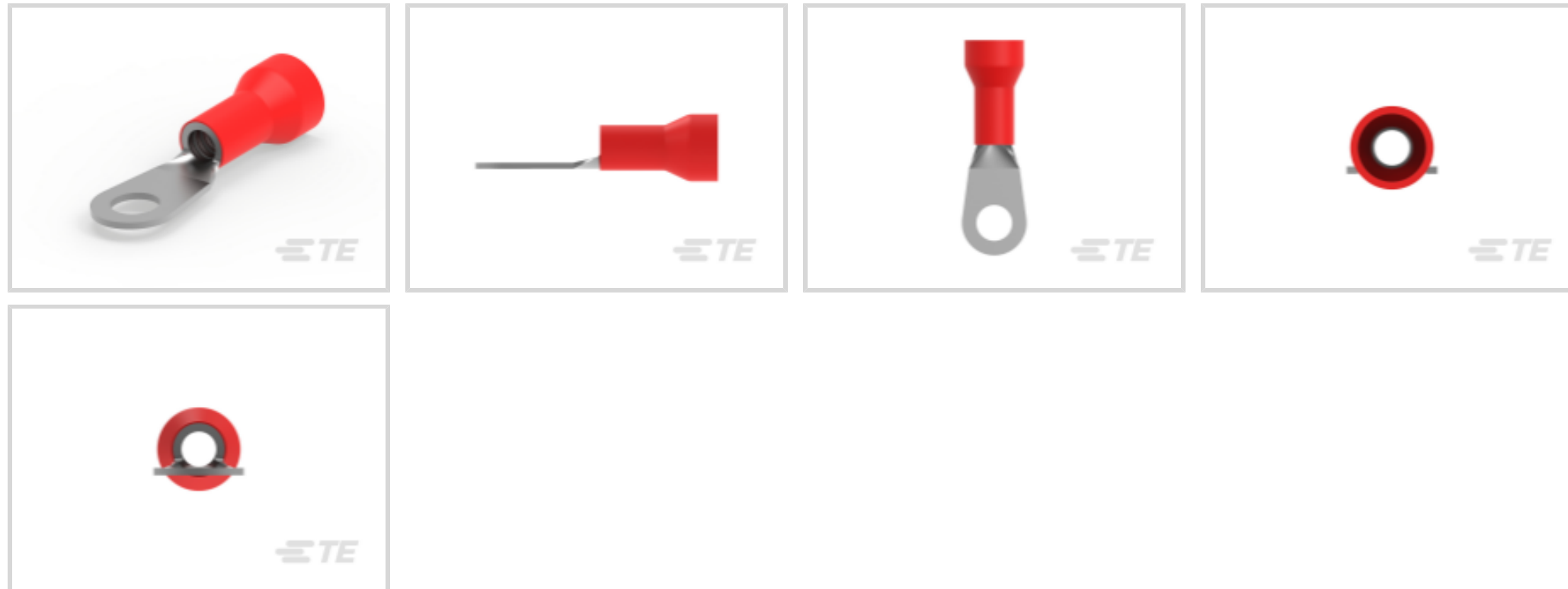
TE Internal #: 52041-1

Ring Terminals & Spade Terminals, Ring Tongue, 8 AWG Wire Size,
8 mm² Wire Size, 13100 – 20800 CMA Wire Size, Stud Size 1/4 / M6,
PLASTI-GRIP

[View on TE.com >](#)



Terminals & Splices > Ring Terminals & Spade Terminals



Ring & Spade Terminal Type: **Ring Tongue**

Wire Size: **13100 – 20800 CMA**

Stud Size: **1/4, M6**

Features

Product Type Features

Shape Description	RING-044
Stud Size	1/4, M6
Sealable	No
Wire Insulation Support Retention Type	Insulation Support

Configuration Features

Number of Holes	1
Terminal Angle	180 °

Electrical Characteristics

Voltage (Max)	600 V
---------------	-------

Body Features

Inspection Slot	No
-----------------	----

Contact Features

Ring & Spade Terminal Type	Ring Tongue
Barrel Type	Closed
Terminal Orientation	Offset



Terminal Plating Material	Tin
---------------------------	-----

Mechanical Attachment

Wire Insulation Support	With
-------------------------	------

Dimensions

Wire Size	13100 – 20800 CMA
-----------	-------------------

Stud Diameter	6.73 mm[.265 in]
---------------	------------------

Tongue Thickness	.79 mm[.031 in]
------------------	-----------------

Overall Product Length	40.28 mm[1.586 in]
------------------------	--------------------

Accepts Wire Insulation Diameter (Max)	9.14 mm[.36 in]
----------------------------------------	-----------------

Accepts Wire Insulation Diameter Range	9.14 mm[.36 in]
----------------------------------------	-----------------

Usage Conditions

Insulation Option	Partially Insulated
-------------------	---------------------

Operating Temperature Range	105 °C[221 °F]
-----------------------------	----------------

Operation/Application

Compatible With Wire Base Material	Copper
------------------------------------	--------

Compatible With Wire Plating Material	Tin
---------------------------------------	-----

Heavy Duty	No
------------	----

Industry Standards

Government Qualified	No
----------------------	----

Packaging Features

Packaging Quantity	100
--------------------	-----

Packaging Method	Loose Piece
------------------	-------------

Product Compliance

[For compliance documentation, visit the product page on TE.com>](#)

EU RoHS Directive 2011/65/EU	Compliant
------------------------------	-----------

EU ELV Directive 2000/53/EC	Compliant
-----------------------------	-----------

China RoHS 2 Directive MIIT Order No 32, 2016	No Restricted Materials Above Threshold
-----------------------------------------------	-----------------------------------------

EU REACH Regulation (EC) No. 1907/2006	Current ECHA Candidate List: JUNE 2022 (224) Candidate List Declared Against: JAN 2022 (223) SVHC > Threshold: Not Yet Reviewed
----------------------------------------	------------------------------------------------------------------------------------------------------------------------------------------------






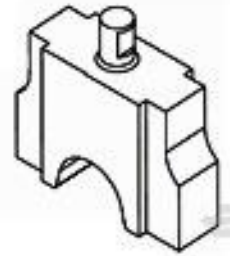



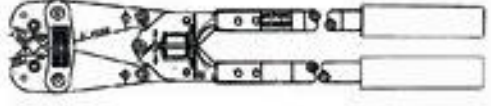
Halogen Content Not Low Halogen - contains Br or Cl > 900 ppm.

Solder Process Capability Not applicable for solder process capability





Product Compliance Disclaimer

This information is provided based on reasonable inquiry of our suppliers and represents our current actual knowledge based on the information they provided. This information is subject to change. The part numbers that TE has identified as EU RoHS compliant have a maximum concentration of 0.1% by weight in homogenous materials for lead, hexavalent chromium, mercury, PBB, PBDE, DBP, BBP, DEHP, DIBP, and 0.01% for cadmium, or qualify for an exemption to these limits as defined in the Annexes of Directive 2011/65/EU (RoHS2). Finished electrical and electronic equipment products will be CE marked as required by Directive 2011/65/EU. Components may not be CE marked. Additionally, the part numbers that TE has identified as EU ELV compliant have a maximum concentration of 0.1% by weight in homogenous materials for lead, hexavalent chromium, and mercury, and 0.01% for cadmium, or qualify for an exemption to these limits as defined in the Annexes of Directive 2000/53/EC (ELV). Regarding the REACH Regulation, the information TE provides on SVHC in articles for this part number is based on the latest European Chemicals Agency (ECHA) 'Guidance on requirements for substances in articles' posted at this URL: <https://echa.europa.eu/guidance-documents/guidance-on-reach>

Compatible Parts

 <p>TE Part # 47820 HYP8 TERMINYL 8AWG DIE SET</p>	 <p>TE Part # 1490597-1 HYP10 TERMINYL 8AWG DIE SET</p>	 <p>TE Part # 1490534-1 HYP10 PLASTI-GRIP 8AWG DIE SET</p>	 <p>TE Part # 1901006-1 ASSEMBLY, TERMINYL DIE #8</p>
 <p>TE Part # 48752-1 HYP8 PLASTI-GRIP 8AWG 69051 DIE SET</p>	 <p>TE Part # 48858-1 HYP8/10 PLASTI-GRIP/10 8AWG DIE SET</p>	 <p>TE Part # 69959 HHHT AMPLI-BOND PG 8 ASSY</p>	 <p>TE Part # 601129-2 HAND TOOL (A.S.I.)</p>

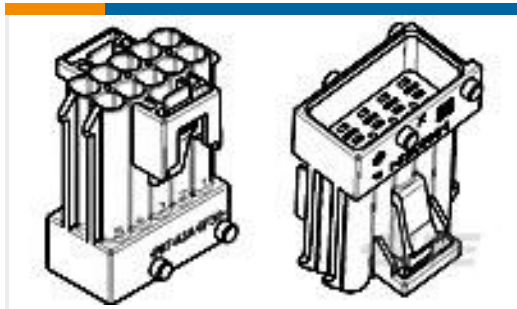
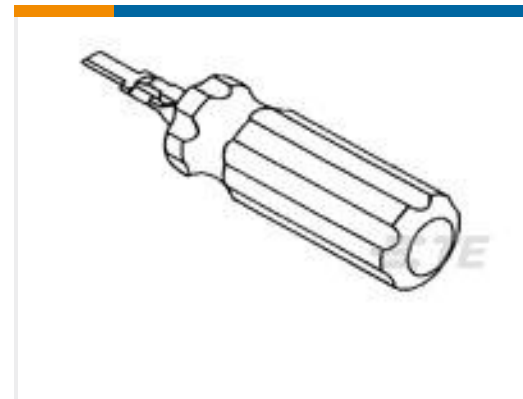
Also in the Series | PLASTI-GRIP

 <p>Compression Connectors(3)</p>	 <p>Crimp Wire Pins, Tabs & Ferrules(25)</p>	 <p>Ring Terminals & Spade Terminals(537)</p>	 <p>Special Purpose Terminals(1)</p>
----------------------------------------------------------------------------------------------------------------------	-------------------------------------------------------------------------------------------------------------------------------------	----------------------------------------------------------------------------------------------------------------------------------------	---------------------------------------------------------------------------------------------------------------------------



Splices(49)

Customers Also Bought

TE Part #1-962349-1
6P STIFT-GEH 3MMTE Part #35185
TERMINAL,SOLIS R 2 1/2TE Part #52291
TERMINAL R PG 8 5/16TE Part #322249
PG SPDFLG 22-16COMM 22-18MIL 6TE Part #11028263-00
55008 GEM THERMTE Part #755430-2
EXT,TOOL ASSYTE Part #52043-3
TERMINAL R PG 4 1/4TE Part #644749-3
03P MTA156 HDR ASSY STR SQ SNTE Part #914237-000
55A1832-22-MST3-9CS2275

Documents

Product Drawings

[TERMINAL,R PG 8 1/4](#)

English

CAD Files

[3D PDF](#)

3D

[Customer View Model](#)

[ENG_CVM_CVM_52041-1_Y.2d_dxf.zip](#)



English

Customer View Model

[ENG_CVM_CVM_52041-1_Y.3d_igs.zip](#)

English

Customer View Model

[ENG_CVM_CVM_52041-1_Y.3d_stp.zip](#)

English

3D PDF

English

Customer View Model

[ENG_CVM_52041-1_R1.2d_dxf.zip](#)

English

Customer View Model

[ENG_CVM_52041-1_R1.3d_igs.zip](#)

English

Customer View Model

[ENG_CVM_52041-1_R1.3d_stp.zip](#)

English

By downloading the CAD file I accept and agree to the [Terms and Conditions](#) of use.

Product Specifications

Application Specification

English

Product Environmental Compliance

[MD_52041-1_03122018931_dmtec](#)

English

[MD_52041-1_03122018931_dmtec](#)

English

Instruction Sheets

Instruction Sheet (U.S.)

English

Agency Approvals

UL Report

English

UL Report

English