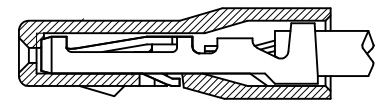
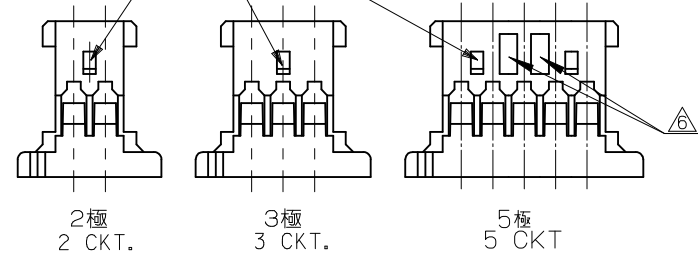


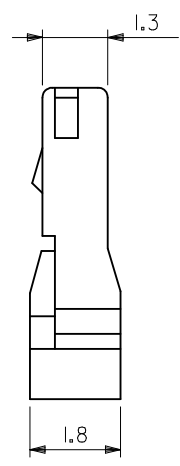
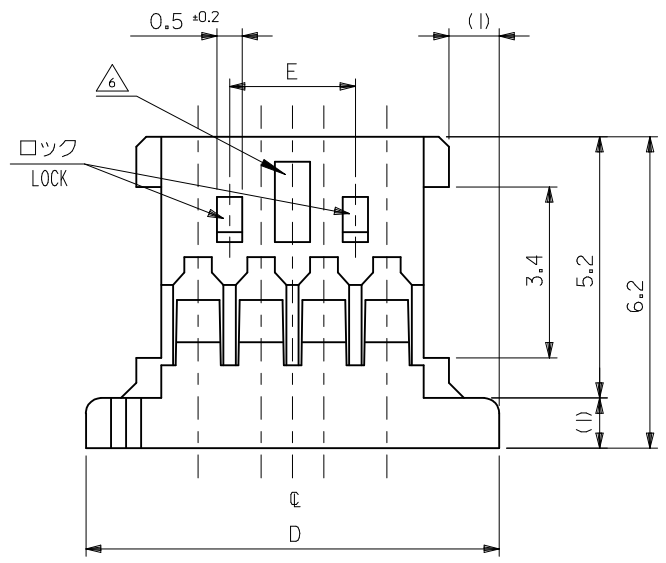
⊕ 0.3 Y Z



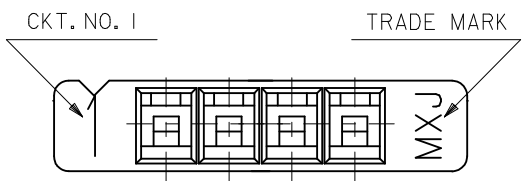
ターミナル装着状態図
TERMINAL ASSEMBLY DRAWING



- 注記 NOTES
1. 嵌合相手: 53779-**10, 53780-**10
MATES: 53779-**10, 53780-**10
 2. 適合ターミナル: 50641-8***
APPLICABLE TERMINAL: 50641-8***
 - △ 偶数極の製品に適用。
APPLY EVEN CIRCUIT PRODUCTS.
 4. 材料: PBT, UL94V-0
MATERIAL
 5. 及び 適合品
ELV AND RoHS COMPLIANT
 - △ 4極以上のロック間に於ける各極間に適用
APPLY TO RECESS SPACE BETWEEN EACH CKT WALL OVER THE 4CKT



22.50	28.22	26.22	25.22	23.75	51146-2000	20
20.00	25.72	23.72	22.72	21.25	-1800	18
16.25	21.97	19.97	18.97	17.50	-1500	15
15.00	20.72	18.72	17.72	16.25	-1400	14
12.50	18.22	16.22	15.22	13.75	-1200	12
10.00	15.72	13.72	12.72	11.25	-1000	10
8.75	14.47	12.47	11.47	10.00	-0900	9
7.50	13.22	11.22	10.22	8.75	-0800	8
6.25	11.97	9.97	8.97	7.50	-0700	7
5.00	10.72	8.72	7.72	6.25	-0600	6
3.75	9.47	7.47	6.47	5.00	-0500	5
2.50	8.22	6.22	5.22	3.75	-0400	4
	6.97	4.97	3.97	2.50	-0300	3
	5.72	3.72	2.72	1.25	51146-0200	2
E	D	C	B	A	PLASTIC BAG	極数
					ORDER No. オーダー番号	CIRCUITS



REVISED EC NO: J2018-0015 DRWING NO: 2017/07/06 CHKD: GGA APPR: GGA	DESCRIPTION 2017/07/19	GENERAL TOLERANCES (UNLESS SPECIFIED)		DIMENSION STYLE MM ONLY		SCALE 10:1	DESIGN UNITS METRIC	THIRD ANGLE PROJECTION		
		0.25 UNDER ±0.03	0.25 OVER ±0.05	0.5 UNDER ±0.1	1.0 UNDER ±0.2	10 OVER ±0.25	30 OVER ±0.3	TITLE 1.25 WIRE TO BOARD CONN. HOUSING		
		DRAWN BY Y. MIZUNO DATE '95/12/25		CHECKED BY Y. MIZUNO DATE '96/08/20		APPROVED BY TKANEKO DATE 2016/01/29		MATERIAL NO. SEE TABLE		
		DRAFT WHERE APPLICABLE MUST REMAIN WITHIN DIMENSIONS		SIZE A3		THIS DRAWING CONTAINS INFORMATION THAT IS PROPRIETARY TO MOLEX ELECTRONIC TECHNOLOGIES, LLC AND SHOULD NOT BE USED WITHOUT WRITTEN PERMISSION		DOCUMENT NO. SD-51146-001	SHEET NO. 1 OF 1	