



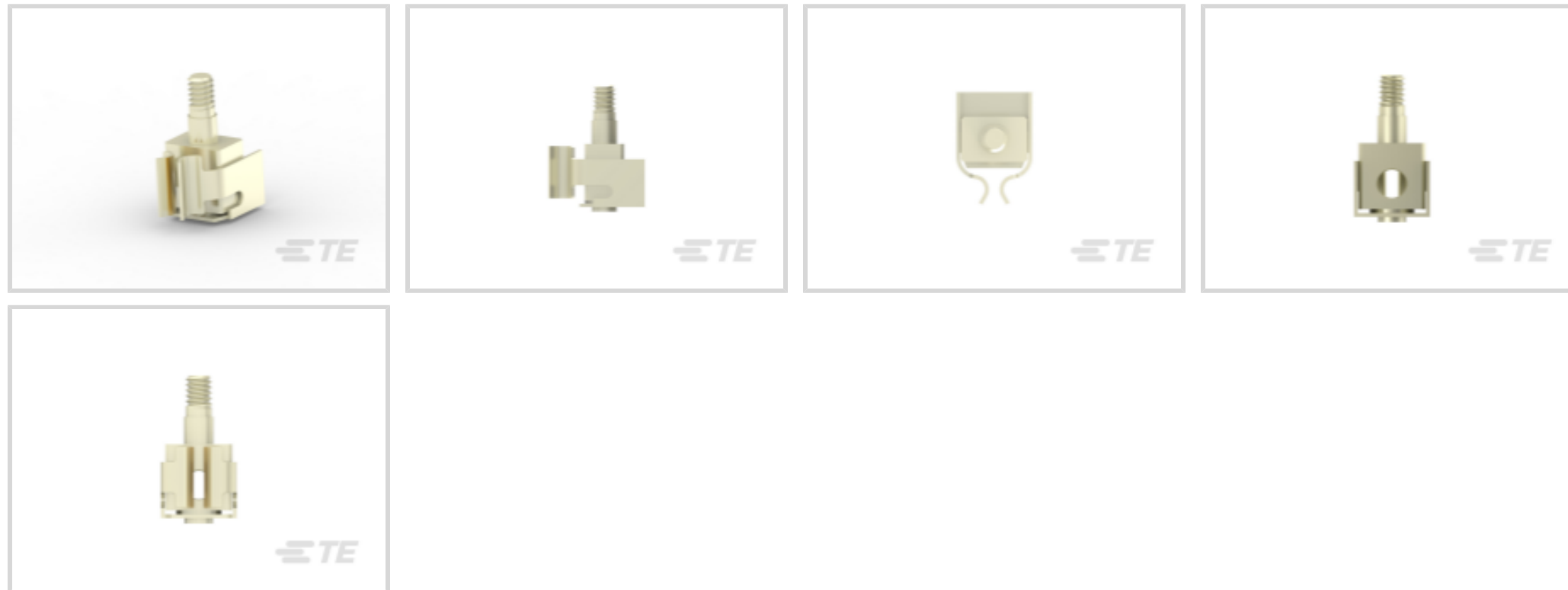
AMP-HDI

TE Internal #: 533065-6

Header & Receptacle Guide Hardware, Power Contact Assembly,  
Signal, -65 – 125 °C [-65 – 257 °F]

[View on TE.com >](#)

Connectors > PCB Connectors > PCB Connector Accessories > PCB Connector Hardware > Header & Receptacle Guide Hardware



Guide Hardware Accessory Type: **Power Contact Assembly**

Sealable: **No**

Contact Current Rating (Max): **2.25 A, 3 A**

Circuit Application: **Signal**

Operating Temperature Range: **-65 – 125 °C [-65 – 257 °F]**

**Features**

**Product Type Features**

Guide Hardware Accessory Type	Power Contact Assembly
Sealable	No

**Body Features**

Guide Component Plating Material	Gold
Guide Pin Type	Static Discharge
Guide Component Base Material	Copper Alloy

**Contact Features**

Contact Current Rating (Max)	2.25 A, 3 A
------------------------------	-------------

**Dimensions**

Product Height	12.14 mm[.477 in]
----------------	-------------------

**Usage Conditions**

Operating Temperature Range	-65 – 125 °C[-65 – 257 °F]
-----------------------------	----------------------------

**Operation/Application**

Circuit Application	Signal
---------------------	--------

## Product Compliance

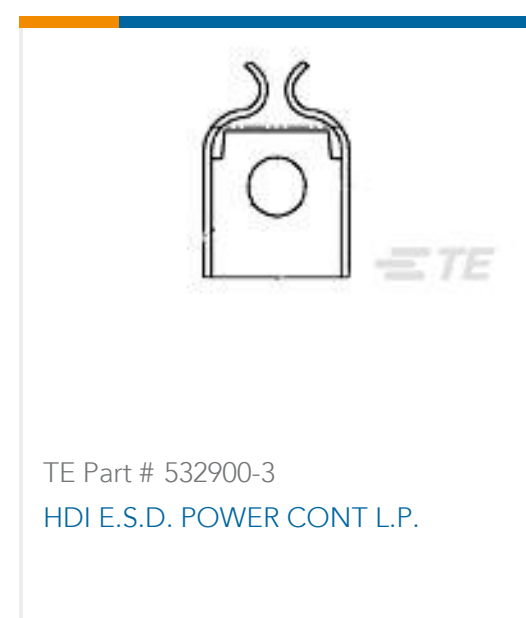
For compliance documentation, visit the product page on [TE.com](#)>

EU RoHS Directive 2011/65/EU	Compliant with Exemptions
EU ELV Directive 2000/53/EC	Compliant with Exemptions
China RoHS 2 Directive MIIT Order No 32, 2016	Restricted Materials Above Threshold
EU REACH Regulation (EC) No. 1907/2006	Current ECHA Candidate List: JUNE 2022 (224) Candidate List Declared Against: JAN 2022 (223) SVHC > Threshold: Pb (3.7% in Component Part) <b>Article Safe Usage Statements:</b> Do not eat, drink or smoke when using this product. Wash thoroughly after handling. Recycle if possible and dispose of the article by following all applicable governmental regulations relevant to your geographic location.
Halogen Content	Low Halogen - Br, Cl, F, I < 900 ppm per homogenous material. Also BFR/CFR/PVC Free
Solder Process Capability	Not applicable for solder process capability


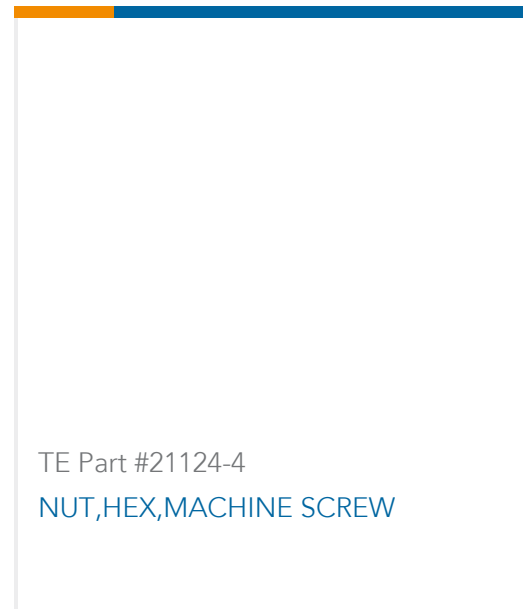
### Product Compliance Disclaimer

This information is provided based on reasonable inquiry of our suppliers and represents our current actual knowledge based on the information they provided. This information is subject to change. The part numbers that TE has identified as EU RoHS compliant have a maximum concentration of 0.1% by weight in homogenous materials for lead, hexavalent chromium, mercury, PBB, PBDE, DBP, BBP, DEHP, DIBP, and 0.01% for cadmium, or qualify for an exemption to these limits as defined in the Annexes of Directive 2011/65/EU (RoHS2). Finished electrical and electronic equipment products will be CE marked as required by Directive 2011/65/EU. Components may not be CE marked. Additionally, the part numbers that TE has identified as EU ELV compliant have a maximum concentration of 0.1% by weight in homogenous materials for lead, hexavalent chromium, and mercury, and 0.01% for cadmium, or qualify for an exemption to these limits as defined in the Annexes of Directive 2000/53/EC (ELV). Regarding the REACH Regulation, the information TE provides on SVHC in articles for this part number is based on the latest European Chemicals Agency (ECHA) 'Guidance on requirements for substances in articles' posted at this URL: <https://echa.europa.eu/guidance-documents/guidance-on-reach>

## Compatible Parts



## Customers Also Bought



## Documents

### Product Drawings

#### HDI POWER CONTACT ASSY

English

### CAD Files

#### 3D PDF

English

#### Customer View Model

[ENG\\_CVM\\_533065-6\\_F.2d\\_dxf.zip](#)

English

#### Customer View Model

[ENG\\_CVM\\_533065-6\\_F.3d\\_igs.zip](#)

English

#### Customer View Model

[ENG\\_CVM\\_533065-6\\_F.3d\\_stp.zip](#)

English

By downloading the CAD file I accept and agree to the [Terms and Conditions](#) of use.

### Product Specifications

#### Application Specification

English

### Product Environmental Compliance

#### TE Material Declaration

English

### Instruction Sheets

#### Instruction Sheet (U.S.)



Japanese

[Instruction Sheet \(U.S.\)](#)

English

[AMP-HDI CONNECTOR JACKSCREW HARDWARE KITS, GUIDE PINS, AND GUIDE PIN](#)

English