

52464-1 ✓ ACTIVE

PLASTI-GRIP

TE Internal #: 52464-1

Ring Terminals & Spade Terminals, Spring Spade, 16 – 14 AWG

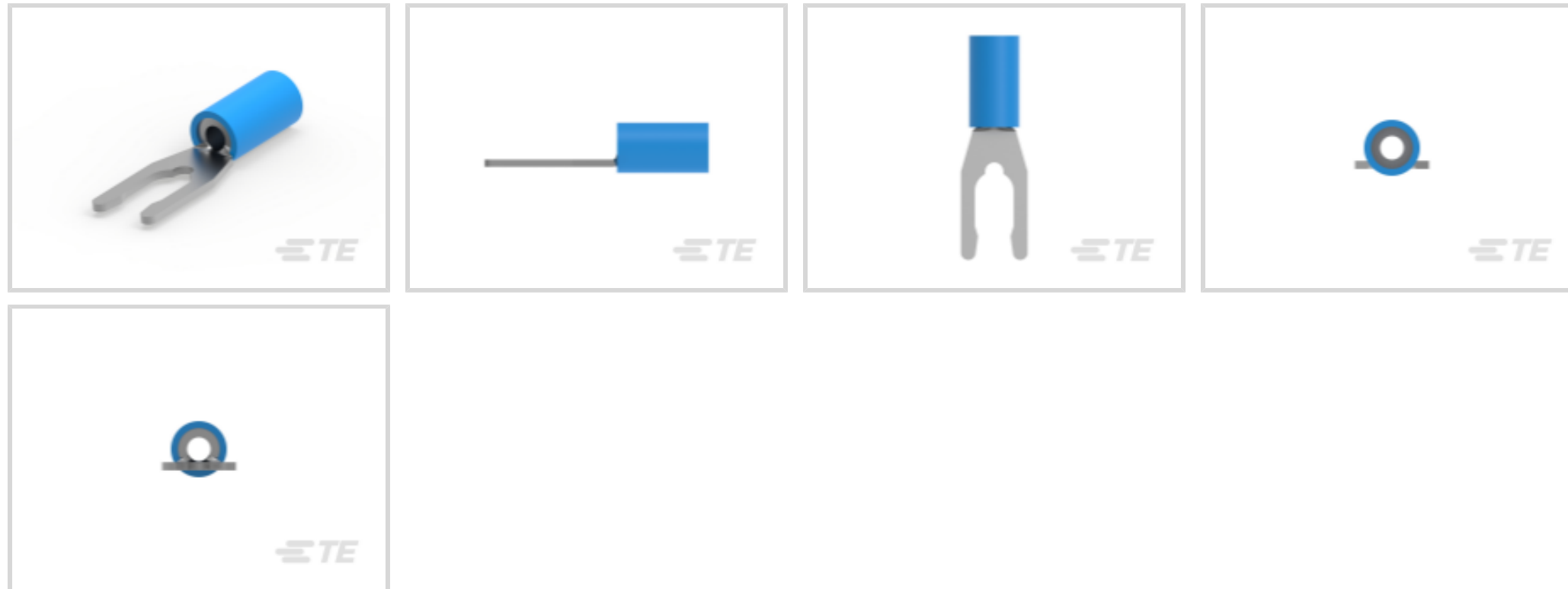
Wire Size, 1.25 – 2 mm² Wire Size, 2050 – 5180 CMA Wire Size,

PLASTI-GRIP

[View on TE.com >](#)



Terminals & Splices > Ring Terminals & Spade Terminals



Ring & Spade Terminal Type: **Spring Spade**

Wire Size: **2050 – 5180 CMA**

Stud Size: **#8, M4**

Features

Product Type Features

Shape Description	SPADE-033
Stud Size	#8, M4
Sealable	No
Wire Insulation Support Retention Type	Insulation Support

Configuration Features

Terminal Angle	180 °
----------------	-------

Electrical Characteristics

Voltage (Max)	600 V
---------------	-------

Body Features

Inspection Slot	No
Insulation Sleeve Color	Blue
Stripe Color	Blue

Contact Features

Ring & Spade Terminal Type	Spring Spade
Barrel Type	Closed



Terminal Orientation	Offset
----------------------	--------

Terminal Plating Material	Tin
---------------------------	-----

Mechanical Attachment

Wire Insulation Support	With
-------------------------	------

Dimensions

Wire Size	2050 – 5180 CMA
-----------	-----------------

Stud Diameter	4.17 mm[.164 in]
---------------	------------------

Tongue Thickness	.79 mm[.031 in]
------------------	-----------------

Overall Product Length	25.17 mm[.991 in]
------------------------	-------------------

Accepts Wire Insulation Diameter (Max)	4.9 mm[.193 in]
--	-----------------

Accepts Wire Insulation Diameter Range	3 – 4.9 mm[.118 – .193 in]
--	----------------------------

Usage Conditions

Insulation Option	Partially Insulated
-------------------	---------------------

Operating Temperature Range	105 °C[221 °F]
-----------------------------	----------------

Operation/Application

Compatible With Wire Base Material	Copper
------------------------------------	--------

Compatible With Wire Plating Material	Tin
---------------------------------------	-----

Heavy Duty	No
------------	----

Industry Standards

Government Qualified	No
----------------------	----

Packaging Features

Packaging Quantity	5000
--------------------	------

Packaging Method	Tape Mounted
------------------	--------------

Product Compliance

[For compliance documentation, visit the product page on TE.com>](#)

EU RoHS Directive 2011/65/EU	Compliant
------------------------------	-----------

EU ELV Directive 2000/53/EC	Compliant
-----------------------------	-----------

China RoHS 2 Directive MIIT Order No 32, 2016	No Restricted Materials Above Threshold
---	---

EU REACH Regulation (EC) No. 1907/2006	Current ECHA Candidate List: JUNE 2022 (224) Candidate List Declared Against: JAN 2022 (223)
--	---

SVHC > Threshold:
Not Yet Reviewed

Halogen Content

Not Low Halogen - contains Br or Cl > 900 ppm.

Solder Process Capability

Not applicable for solder process capability

Product Compliance Disclaimer

This information is provided based on reasonable inquiry of our suppliers and represents our current actual knowledge based on the information they provided. This information is subject to change. The part numbers that TE has identified as EU RoHS compliant have a maximum concentration of 0.1% by weight in homogenous materials for lead, hexavalent chromium, mercury, PBB, PBDE, DBP, BBP, DEHP, DIBP, and 0.01% for cadmium, or qualify for an exemption to these limits as defined in the Annexes of Directive 2011/65/EU (RoHS2). Finished electrical and electronic equipment products will be CE marked as required by Directive 2011/65/EU. Components may not be CE marked. Additionally, the part numbers that TE has identified as EU ELV compliant have a maximum concentration of 0.1% by weight in homogenous materials for lead, hexavalent chromium, and mercury, and 0.01% for cadmium, or qualify for an exemption to these limits as defined in the Annexes of Directive 2000/53/EC (ELV). Regarding the REACH Regulation, the information TE provides on SVHC in articles for this part number is based on the latest European Chemicals Agency (ECHA) 'Guidance on requirements for substances in articles' posted at this URL: <https://echa.europa.eu/guidance-documents/guidance-on-reach>

Compatible Parts



Also in the Series | **PLASTI-GRIP**




Compression Connectors(3)



Crimp Wire Pins, Tabs & Ferrules(25)



Ring Terminals & Spade Terminals(537)

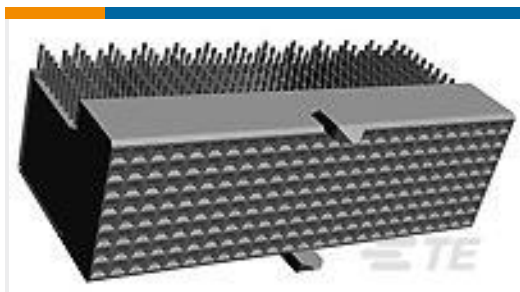


Special Purpose Terminals(1)



Splices(49)


Customers Also Bought



TE Part #5646759-1
8-ROW,TWST,TUL TYPE D/E W/SHLD



TE Part #5-1624113-1
3650 2A 0.20uH 5% 2K RL



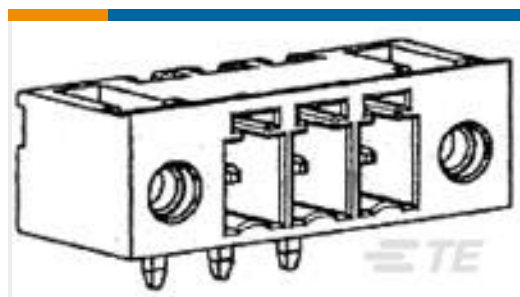
TE Part #6-1879627-6
H4P 5K1 1% 100PPM



TE Part #1-2176405-0
3550 1K5 5%




TE Part #1888968-1
Cage Assy PCI Hsink QSFP Behind Bezel



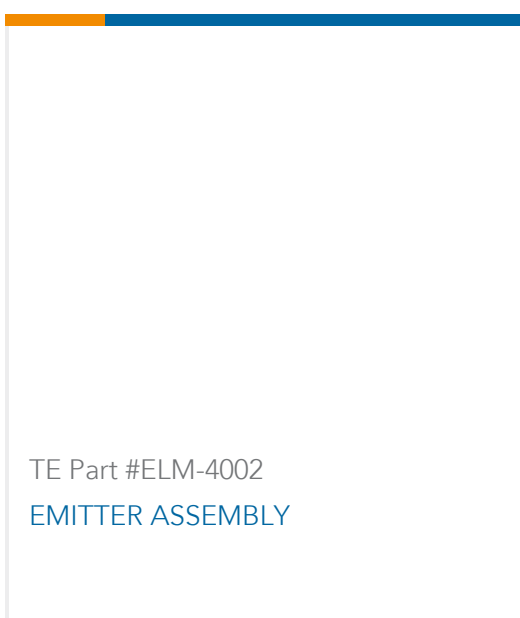
TE Part #284541-3
3 POS TERMI-BLOK 900 SF 3,81 m



TE Part #4-2232516-1
SCSI .050 REC ASS'Y 36P PB-FREE



TE Part #EG8801-000
400R0111-24-9



TE Part #ELM-4002
EMITTER ASSEMBLY

Documents



Product Drawings

[TERMINAL,PG SPR SPD 16-14 8](#)

English

CAD Files

[3D PDF](#)

3D

Customer View Model

[ENG_CVM_CVM_52464-1_P_c-52464-1-p.2d_dxf.zip](#)

English

Customer View Model

[ENG_CVM_CVM_52464-1_P_c-52464-1-p.3d_igs.zip](#)

English

Customer View Model

[ENG_CVM_CVM_52464-1_P_c-52464-1-p.3d_stp.zip](#)

English

By downloading the CAD file I accept and agree to the [Terms and Conditions](#) of use.

Product Specifications

[Application Specification](#)

English

Agency Approvals

[CSA Certificate](#)

English