

521384-3 ✓ ACTIVE

RAST | RAST 5 IDC Connectors

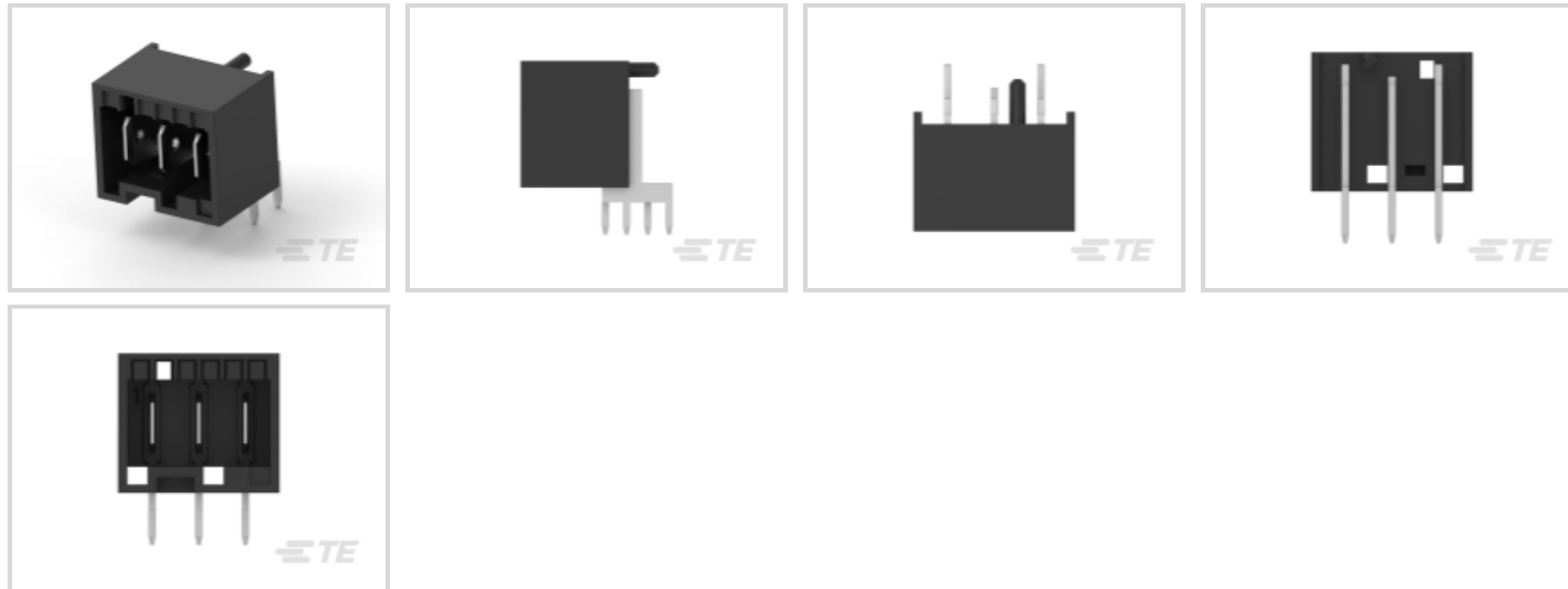
TE Internal #: 521384-3

PCB Mount Header, Right Angle, Wire-to-Board, 3 Position, .197 in [5 mm] Centerline, Fully Shrouded, Tin, Through Hole - Solder, RAST 5 IDC Connectors

[View on TE.com >](#)



Connectors > PCB Connectors > PCB Headers & Receptacles



Connector System: **Wire-to-Board**

Number of Positions: **3**

Number of Rows: **1**

Centerline (Pitch): **5 mm [.197 in]**

PCB Mount Orientation: **Right Angle**

Features

Product Type Features

Connector System	Wire-to-Board
Header Type	Fully Shrouded
Sealable	No
Connector & Contact Terminates To	Printed Circuit Board
PCB Connector Assembly Type	PCB Mount Header

Configuration Features

Keying & Polarized Position Locations	1C, 2D
Number of Positions	3
Number of Rows	1
PCB Mount Orientation	Right Angle

Electrical Characteristics

Operating Voltage	250 VAC
-------------------	---------

Body Features

Primary Product Color	Black
-----------------------	-------



Contact Features

Contact Layout	Inline
PCB Contact Termination Area Plating Material Thickness	3.8 μ m[149.6 μ in]
Mating Tab Width	6.3 mm[.248 in]
Mating Tab Thickness	.8 mm[.032 in]
Contact Underplating Material Thickness	1.3 μ m[51.18 μ in]
Contact Mating Area Plating Material Thickness	3.8 μ m[149.6 μ in]
PCB Contact Termination Area Plating Material Finish	Matte
Contact Mating Area Plating Material Finish	Matte
Contact Underplating Material	Nickel
PCB Contact Termination Area Plating Material	Tin
Contact Base Material	Brass
Contact Mating Area Plating Material	Tin
Contact Type	Tab
Contact Current Rating (Max)	16 A

Termination Features

Rectangular Termination Post & Tail Thickness	.8 mm[.032 in]
Rectangular Termination Post & Tail Width	.8 mm[.032 in]
Termination Post & Tail Length	3.8 mm[.149 in]
Termination Method to Printed Circuit Board	Through Hole - Solder

Mechanical Attachment

PCB Mount Alignment Type	Boss
Mating Alignment Type	Keyed, Polarization
Mating Retention	With
Connector Mounting Type	Board Mount
Mating Alignment	With
PCB Mount Alignment	With
PCB Mount Retention	Without

Housing Features

Housing Material	Nylon 6/6
Centerline (Pitch)	5 mm[.197 in]

Dimensions



Connector Length	17.3 mm[.68 in]
Connector Height	14.9 mm[.59 in]
Connector Width	17.9 mm[.705 in]
PCB Thickness (Recommended)	1.5 mm[.059 in]

Usage Conditions

Operating Temperature Range	-40 – 105 °C[-40 – 221 °F]
-----------------------------	----------------------------

Operation/Application

Circuit Application	Power
---------------------	-------

Industry Standards

Agency/Standard	UL, VDE
Approved Standards	UL E28476
UL Flammability Rating	UL 94V-0

Packaging Features

Packaging Quantity	144
Packaging Type	Box

Product Compliance

[For compliance documentation, visit the product page on TE.com>](#)

EU RoHS Directive 2011/65/EU	Compliant
EU ELV Directive 2000/53/EC	Compliant
China RoHS 2 Directive MIIT Order No 32, 2016	No Restricted Materials Above Threshold
EU REACH Regulation (EC) No. 1907/2006	Current ECHA Candidate List: JUNE 2022 (224) Candidate List Declared Against: JAN 2022 (223) SVHC > Threshold: Not Yet Reviewed
Halogen Content	BFR/CFR/PVC Free, but Br/Cl >900 ppm in other sources.
Solder Process Capability	Wave solder capable to 265°C

Product Compliance Disclaimer

This information is provided based on reasonable inquiry of our suppliers and represents our current actual knowledge based on the information they provided. This information is subject to change. The part numbers that TE has identified as EU RoHS compliant have a maximum concentration of 0.1% by weight in homogenous materials for lead, hexavalent chromium, mercury, PBB, PBDE, DBP, BBP, DEHP, DIBP, and 0.01% for cadmium, or qualify for an exemption to these limits as defined in the Annexes of Directive 2011/65/EU (RoHS2). Finished electrical and electronic equipment products will be CE marked as required by Directive 2011/65/EU. Components may not be CE marked. Additionally, the part

numbers that TE has identified as EU ELV compliant have a maximum concentration of 0.1% by weight in homogenous materials for lead, hexavalent chromium, and mercury, and 0.01% for cadmium, or qualify for an exemption to these limits as defined in the Annexes of Directive 2000/53/EC (ELV). Regarding the REACH Regulation, the information TE provides on SVHC in articles for this part number is based on the latest European Chemicals Agency (ECHA) 'Guidance on requirements for substances in articles' posted at this URL: <https://echa.europa.eu/guidance-documents/guidance-on-reach>

Compatible Parts



TE Part # 521384-2
ASSY PL R/A RAST5 HEADER 02-A



TE Part # 1-521384-3
ASSY PL R/A RAST5 HEADER 03-B



TE Part # 1-521384-2
ASSY PL R/A RAST5 HEADER 02-B



TE Part # 1-521384-4
ASSY PL R/A RAST5 HEADER 04-B



TE Part # 1-521384-5
ASSY PL R/A RAST5 HEADER 5P



TE Part # 2-521384-2
ASSY PL R/A RAST5 HEADER 02-C



TE Part # 2-521384-3
ASSY PL R/A RAST5 HEADER 03-D



TE Part # 3-521384-3
ASSY PL R/A RAST5 HEADER 3P



TE Part # 4-521384-3
ASSY PL R/A RAST5 HEADER 03-D




TE Part # 521383-3
ASSY DIN VERT RAST5 HEADER03-A




TE Part # 6-521384-2
ASSY PL R/A RAST5 HEADER 2P


Also in the Series | RAST 5 IDC Connectors




Automotive Terminals(8)



Connector Contacts(12)



Crimp Terminal Housings(41)




Insertion & Extraction Tools(1)



PCB Headers & Receptacles(424)



Rectangular Connector Housings(1)



Standard Edge Connectors(47)



Standard Rectangular Connectors(112)



Wire-to-Board Connector Assemblies & Housings(213)



Wire-to-Board Connector Contacts(2)


Customers Also Bought



TE Part #1-1546670-6
16P.437" DR BARRIER,W/BND SCRW



TE Part #9-1625867-8
RP 1J 0.166W 64R9 0.1% 25PPM 1K RL



TE Part #3-829868-5
11X 5P FEDERLEI 2,5



TE Part #3-1534796-6
AMP DUOPLUG MK2 CONNECTOR 6P



TE Part #5-102617-7
18 MODII HDR DRRR SHRD LF



TE Part #2-284865-6
DUOPLUG SL, FEMALE CONN., 6 POS, FULLY L



TE Part #284865-9
Duoplug 2.5, female conn., 9 pos.



TE Part #1241170-2
MULTIFIT MK2ST-ST2P



TE Part #1241170-1
MULTIFIT MK2ST-ST1P



TE Part #549033-1
DUOPLUG HANDZANGE

Documents



Product Drawings

ASSY PL R/A RAST5 HEADER 03-A

English

CAD Files

3D PDF

3D

Customer View Model

[ENG_CVM_CVM_521384-3_D.2d_dxf.zip](#)

English

Customer View Model

[ENG_CVM_CVM_521384-3_D.3d_igs.zip](#)

English

Customer View Model

[ENG_CVM_CVM_521384-3_D.3d_stp.zip](#)

English

3D PDF

English

Customer View Model

[ENG_CVM_521384-3_C.3d_igs.zip](#)

English

Customer View Model

[ENG_CVM_521384-3_C.3d_stp.zip](#)

English

Customer View Model

[ENG_CVM_521384-3_C.2d_dxf.zip](#)

English

By downloading the CAD file I accept and agree to the [Terms and Conditions](#) of use.

Datasheets & Catalog Pages

FASTON PCB Tabs and Receptacles

English

PRINTED CIRCUIT BOARD TERMINALS AND DISCONNECTS

English

Product Specifications

Product Specification

English

Product Environmental Compliance

Product Compliance

English

Product Compliance

English

Agency Approvals



[VDE Certificate](#)

English

[VDE Certificate](#)

English