

FLAT CABLE IDC SOCKET CONNECTOR



5435 SERIES. 2.54 x 2.54 mm. (0.079 x 0.079") pitch.

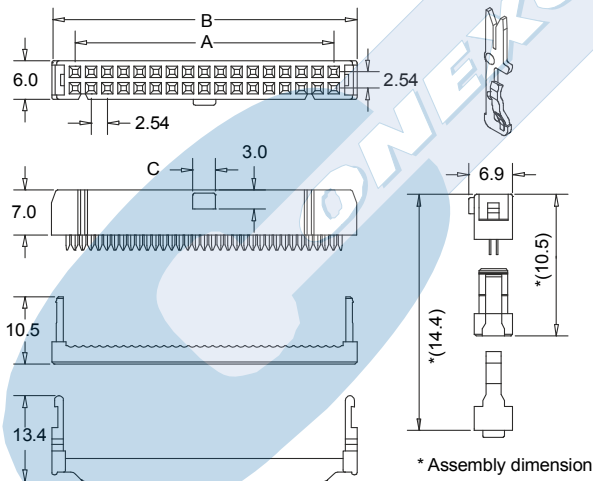
General Features

- Available in 6, 8, 10, 12, 14, 16, 20, 24, 26, 30, 34, 36, 40, 44, 50, 56, 60 and 64 circuits
- Mates with 2.54 mm pitch headers 5341, 5342, 5343, 5446, 5447, 4455, 5543, 5391, 5392, 5393, 5394, 5395, 5396, 5439 and 5438 series
- Use flat cable 1.27 mm pitch 9127 series
- Wires range : 28 AWG O.D máx. 0.85 mm
- Optional: Strain relief and polarizing key

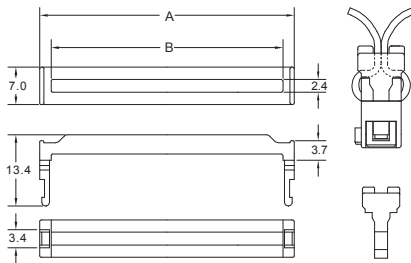
Materials

- Insulator: PBT, glass reinforced, rated UL 94V-0
- Terminal: Phosphor bronze
- Operating temperature. -40°C to +105°C
- RoHS compliant

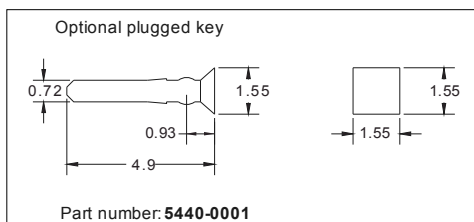
Dimension Information



Optional strain relief
5435-00XX
(XX= n° circuits)



Optional strain relief
5437-00XX
(XX= n° circuits)




Electrical Features

- Voltage rating: < 250V
- Current rating: < 1 A
- Contact resistance: < 30 mΩ
- Dielectric withstanding Voltage: 500 V AC/minute
- Insulation resistance: >1000 MΩ

Mechanical Features

- Insertion force to header: < 0.30 Kgf/pin
- Withdrawal force from header: < 0.04 Kgf/pin
- Durability: 50 Cycles



Ordering Information:

5435 - T- XX- 0
1 2 3 4

1. Connector Series

2. (T) Contact Plating

- T = 2. Tin plated
- T = 3. Gold flash over nickel
Recommended Finish
- T = 5. 15µ" gold over nickel
- T = 6. 30µ" gold over nickel

3. (XX) Number of circuits

- Available in 6 through 64 circuits

Dimensions: (In mm.)

$$A = 2.54 \left(\frac{XX}{2} - 1 \right) \quad B = 2.54 \left(\frac{XX}{2} \right) + 7.62$$

C = 1.85 mm. (6 and 8 circuits); 3.50 mm. (For the remainder)

(XX) = Number of circuits