NUMBER C-179233

三角法 (3rd ANGLE PROJECTION)

METRIC

PROJ No.593-312

DEPTS175>E29007>U.08VREC>S.179233.A.1.C
単位:mm DIMENSIONS IN MM. DO NOT SCALE PRINT

PRINT DIST

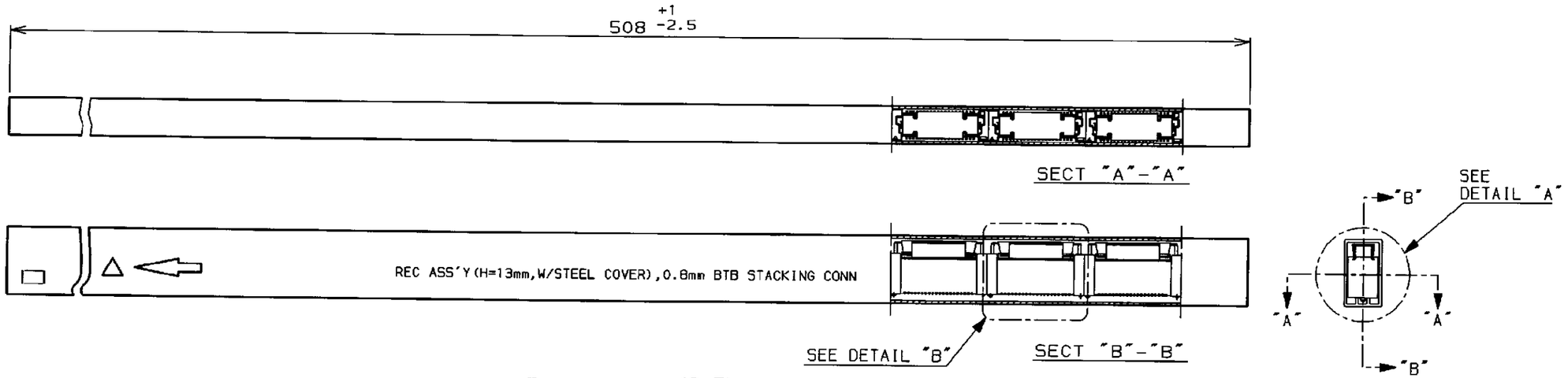

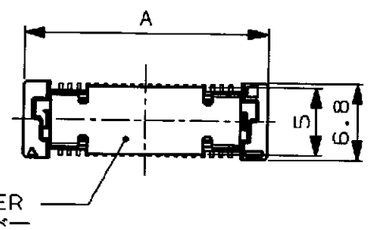

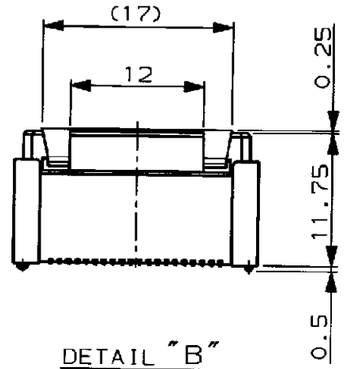

DETAIL "B"
(SCALE 2-1)

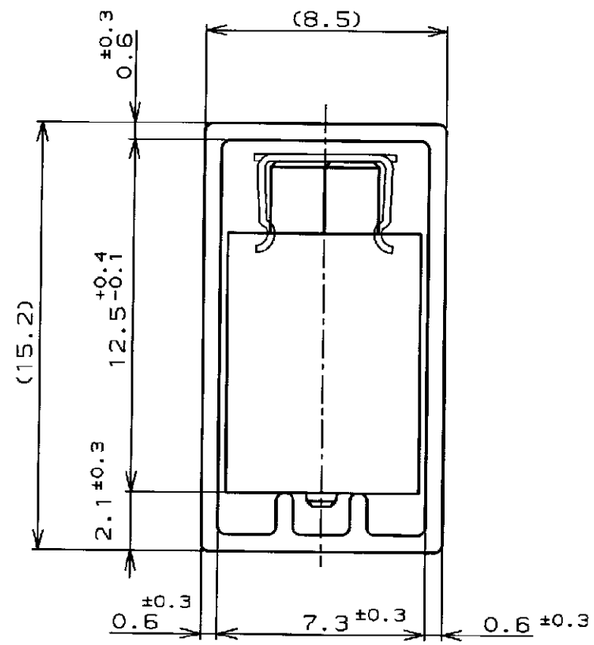

DETAIL "A"
(SCALE 5-1)

1	5	85.8	6-	-0	200	6-	-0
1	6	77.8	5-	-9	180	5-	-9
1	6	69.8	5-	-8	160	5-	-8
1	7	61.8	5-	-6	140	5-	-6
1	9	53.8	5-	-5	120	5-	-5
1	10	45.8	5-	-4	100	5-	-4
1	12	37.8	5-	-3	80	5-	-3
1	16	29.8	5-	-2	60	5-	-2
	22	21.8	5-179010-1		40	5-179233-1	
	QTY/TUBE 数量 /チューブ	A	CONN P/N コネクター型番		POS. 極数	PART NO. 型番	

NOTE;

1 THIS ITEM IS PRELIMINARY.

注記;

1 このアイテムは、製品化準備中です。

LTR	変更 (REVISION RECORD)		DR	CHK	DATE
C	REVISED	FJ00-1989-97	J.T		
B	REVISED	FJ00-5188-96	I.E	Y.Y	20-AUG-'96
A	REVISED	FJ00-0653-94	I.E	Y.Y	24-JAN-'94
0	RELEASED	FJ00-0653-94	T.K	I.E	24-NOV-'93

Copyright ©1993年 日本エー・エム・ピー株式会社
Copyright ©1993 AMP (Japan), LTD. ALL RIGHTS RESERVED.

AMP 日本エー・エム・ピー株式会社 Kawasaki, Japan

絶縁電線断面積 (WIRE RANGE)	被覆外径 (INSULATION DIA.)
mm² (AWG -)	mmφ
材料 (MATERIAL)	仕上 (FINISH)
DR. 24-NOV-'93 T.KUSUHARA	DE. 24-NOV-'93 T.KUSUHARA
CHK. 24-NOV-'93 I.ENOMOTO	APP. 2-DEC-'93 Y.YOSHIMURA

名称 (NAME)
REC ASS'Y 13H TYPE WITH STEEL COVER (TUBE PACK)
FOR FH 0.8MM PITCH B-T-B CONNECTOR.

一般公差 (GENERAL TOLERANCE)
10以下 ; ±0.2
10を超え 30以下 ; ±0.25
30を超え 100以下 ; ±0.3
角度 ; ±3°

B	LOC J	番号 (No.) C-179233
尺度 (SCALE) 1-1	REV. C	SHEET 1 OF 1

AMP-J REV 10/93 FJ030698

(CUSTOMER DRAWING) 参考図面