

DWG. NO. SD-51115-001

F

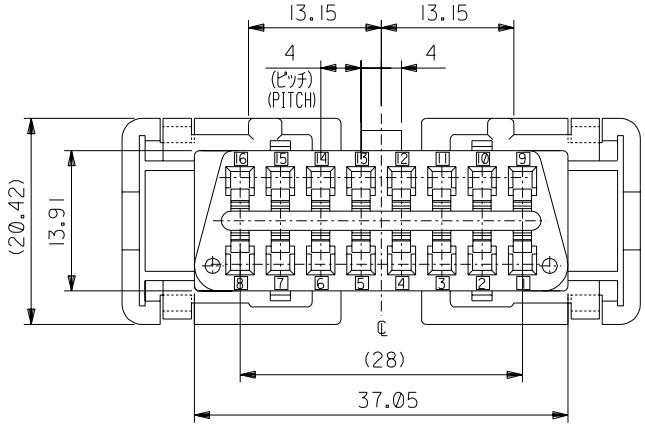
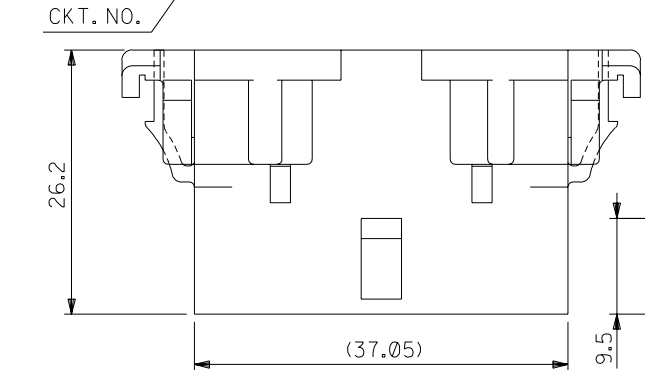
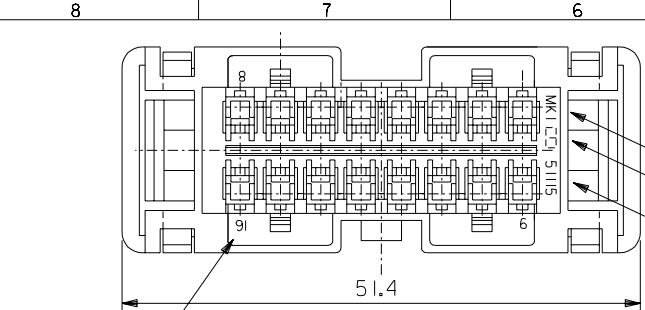
D

V

C

B

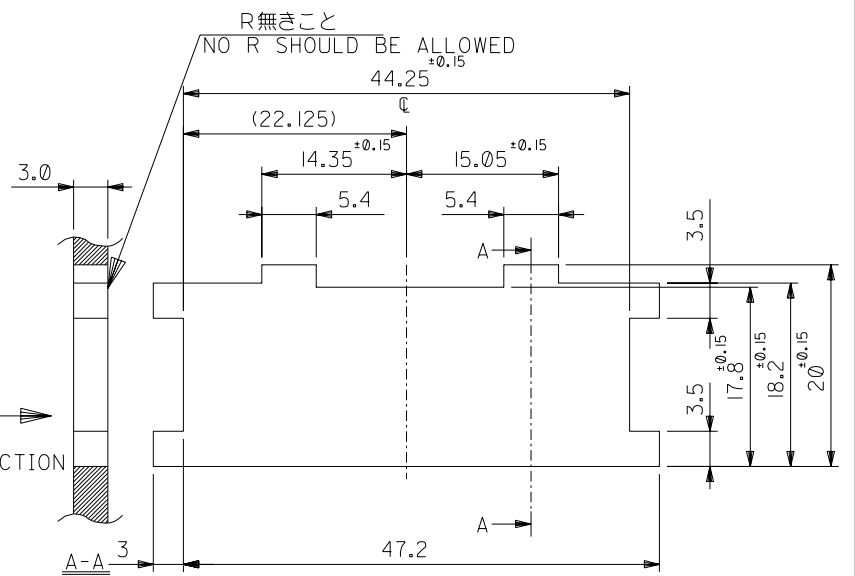
DO NOT SCALE DRAWING



注記  
NOTES

- 適合ターミナル: 50420-8\*00  
APPLICABLE TERMINAL: 50420-8\*00
- 適合リテーナ: 51117-1605  
APPLICABLE RETAINER: 51117-1605

打ち抜き方向  
コネクタ装着方向  
PUNCH DIRECTION  
CONNECTOR INSERT DIRECTION



参考パネルスロット寸法  
PANEL SLOT DIM.(REF.)  
(パネル厚: 3.0)  
(THICKNESS: 3.0)

51115-1611	16
ENG. NO.	NO. OF CKT.

EC NO. DRAWN: CHK: APPR:	EC NO. DRAWN: CHK: APPR:	EC NO. DRAWN: CHK: APPR:	EC NO. DRAWN: CHK: APPR:	EC NO. DRAWN: CHK: APPR:
新規作成 RELEASED				
EC NO. J2003-3320				
DRAWN: A.IDA '03/06/30				
CHK: H.TAKASE				
APPR: YO.IITO				
REV	DESCRIPTION			
0				

MATERIAL 材料	PBT 黒色 (BLACK)
FINISH 仕上げ	—
WIRE RANGE 適用電線範囲	—
INS. RANGE 被覆外径	—

GENERAL TOLERANCES: (UNLESS SPECIFIED) 一般公差	10 UNDER 未満	±0.2
	10 OVER 30 UNDER 以上 未満	±0.25
	30 OVER 以上	±0.3
ANGLE 角度		±3°

SCALE 5-1	DESIGN UNITS <input checked="" type="checkbox"/> mm <input type="checkbox"/> INCH
DRAWN BY & DATE A.Ida '03/06/30	
CHECKED BY & DATE H.Takase '03/06/30	
APPROVED BY & DATE Y.Ito '03/06/30	
CAD FILENAME SD-51115-001.S01	MATERIAL NO. 51115-1611

DIMENSIONS: <input type="checkbox"/> mm <input type="checkbox"/> INCH <input checked="" type="checkbox"/> mm ONLY		SHT REVISE ON CAD ONLY
TITLE: 4.0 WIRE TO WIRE CONN. REC. HOUSING WITH MOUNTING EARS (SAE J1962 DIAGNOSTIC CONNECTOR)		
MOLEX INCORPORATED		
DRAWING NO. SD-51115-001	SHEET NO. 1 OF 1	SIZE B

THIS DRAWING CONTAINS INFORMATION THAT IS PROPRIETARY TO MOLEX INCORPORATED AND SHOULD NOT BE USED WITHOUT WRITTEN PERMISSION.

SD-51115-001.S01