

基板取付穴推奨寸法 (マウント面)  
RECOMMENDED P.C. BOARD HOLE DIMENSION (t=1.6)  
(MOUNTING SIDE) (SCALE 5:1)

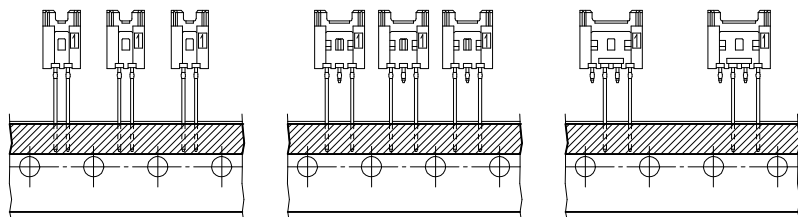
注記 NOTES

- △1 偶数極品に適用。  
APPLIES ONLY TO EVEN NO. CKT. SIZES.
- 2. 嵌合相手: 51102, 51103 シリーズ  
MATES WITH: 51102, 51103 SERIES.
- △3 累積ピッチの許容差は、20ピッチで ±1.0mm とする。  
ACCUMULATED TOLERANCE IS TO BE ±1.0mm PER 20 PITCH.
- △4 粘着テープは台紙からはみ出さないこと。  
THE ADHESIVE TAPE SHOULD NOT BE PROTRUDED FROM THE BASE TAPE.
- △5 リード線の曲がりの許容差は 1mm MAX. とする。  
CAMBER OF THE LEADS: 1mm MAX.
- △6 測定位置は、コネクタの先端とする。  
INCLINED POSITION FROM THE CENTER-LINE, SHOULD BE 1mm MAX. MEASURING SHOULD BE DONE, USING THE TOP OF BASE TAPE AS DATUM.
- △7 測定位置は、台紙の上端とし、リード線の中心線との間隔とする。  
DIM. 3.85 AND DIM. 5 SHOULD BE MEASURED ON THE TOP OF BASE TAPE. DIMENSIONS ARE A SPACING BETWEEN THE CENTER-LINES.

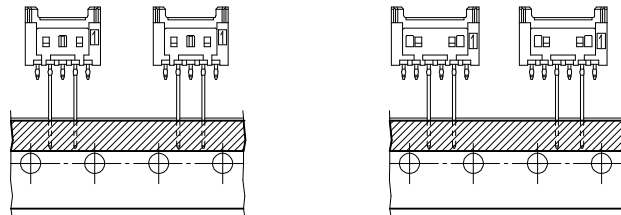
400	9.95	25.4	22.4	20.7	17.5	53375-087*	8
	7.45	▲	19.9	18.2	15	-077*	7
500	7.45	▼	17.4	15.7	12.5	-067*	6
	4.95		14.9	13.2	10	-057*	5
900	4.95	25.4	12.4	10.7	7.5	-047*	4
	2.45	12.7	9.9	8.2	5	-037*	3
	2.45	12.7	7.4	5.7	2.5	53375-027*	2
包装数量/箱 QTY/CARTON	E	D	C	B	A	MATERIAL NO.	極数 NO. OF
						MODEL NO. 153375-xx/*	20, 25

8. 製品型番の下1桁は色を表します。  
LAST DIGIT OF PART NUMBER INDICATES COLOR.  
0: 白 WHITE      2: 赤 RED  
3: 黄 YELLOW    4: 青 BLUE

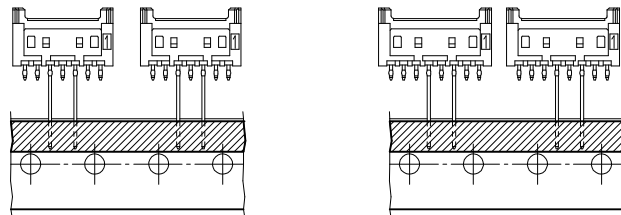
REVISED EC NO: J2008-3989 DRWN: MAKURAA 2008/06/23 CHKD: T. HIRUYAMA 2008/06/23 APPR: NUKITA 2008/11/18	GENERAL TOLERANCES (UNLESS SPECIFIED)		DIMENSION STYLE MM ONLY		SCALE 3:1		DESIGN UNITS METRIC		THIRD ANGLE PROJECTION	
	10 UNDER	±0.2	DRAWN BY K. TOJO		DATE 1993/05/17		TITLE 2.5 W/B CONN WAFER ASSY RADIAL TAPING -LEAD FREE-			
	10 OVER 30 UNDER	±0.25	CHECKED BY H. HIRAMOTO		DATE 1993/05/17					
	30 OVER	±0.3	APPROVED BY M. FUKUSUMA		DATE 1993/05/17		MOLEX INCORPORATED			
ANGULAR ±3 °			MATERIAL NO.		DOCUMENT NO.					
DRAFT WHERE APPLICABLE MUST REMAIN WITHIN DIMENSIONS			SIZE A3		SEE CHART				SD-53375-003	



(2 極) (2 CKT.) (3 極) (3 CKT.) (4 極) (4 CKT.)

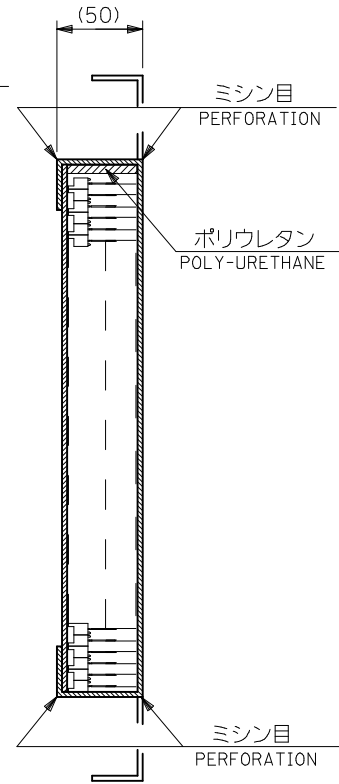
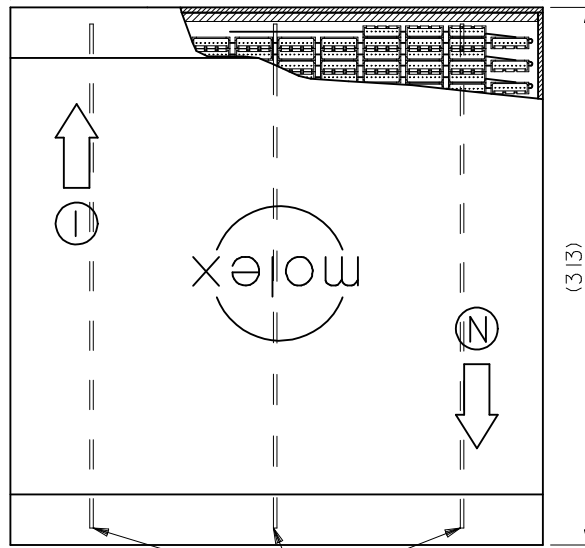
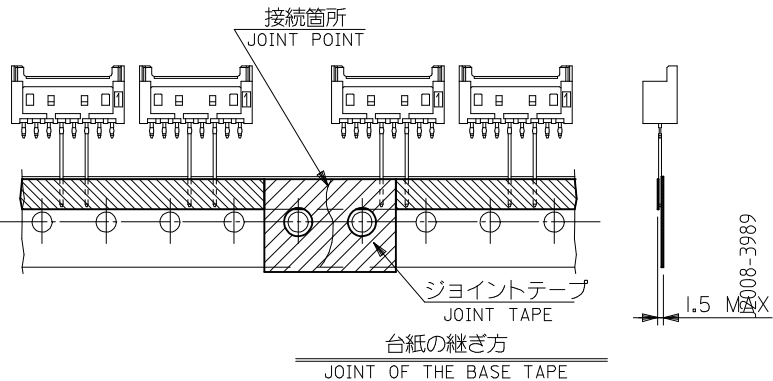


(5 極) (5 CKT.) (6 極) (6 CKT.)



(7 極) (7 CKT.) (8 極) (8 CKT.)

極数別テーピング状態図  
CKT. TAPING FORM



注記 NOTES

- 包装形態はつづら折りで箱詰め。  
RADIAL TAPE IS FOLDED AND PILED IN THE CARTON.
- テーピングの両端には、5個以上の送り穴を設けること。  
BOTH ENDS OF TAPING, MORE THAN 5 FEEDING HOLES SHOULD BE PROVIDED.
- コネクタの欠落数は、D 寸法 (SHEET 1 OF 2 参照) が 12.7 の場合連続 3 個まで、25.4 の場合 1 個とする。(折り目ごとの 1 個抜きも含む)  
ALLOWABLE NUMBERS OF CONSECUTIVE MISSING CONNECTORS:  
FOR CONNECTORS WHERE D=12.7,=3(REFER TO SHEET 1 OF 2)  
FOR CONNECTORS WHERE D=25.4,=1
- 台紙の継ぎ目のずれは、いかなる方向からも ±0.3以内とする。  
MISMATCHED JOINT OF THE BASE TAPE SHOULD BE KEPT WITHIN ±0.3mm IN EVERY DIRECTIONS.
- 図中以外の項目は、日本工業規格 JIS C0805 "電子部品のテーピング" を適用。  
ITEMS UNLESS OTHERWISE SPECIFIED, JIS C 0805 (TAPING OF ELECTRONIC COMPONENTS) SHOULD BE APPLIED.

REVISED EC NO: J2008-3989 DRWN: MAKURAA 2008/06/23 CHKD: T. HARUYAMA 2008/06/23 APPR: NUKITA 2008/11/18	GENERAL TOLERANCES (UNLESS SPECIFIED)		DIMENSION STYLE MM ONLY	SCALE 3:1	DESIGN UNITS METRIC	MODEL NO.   53375-***7*
	10 UNDER	±0.2	DRAWN BY K. TOJO	DATE 1993/05/17	TITLE 2.5 W/B CONN WAFER ASSY RADIAL TAPING -LEAD FREE-	THIRD ANGLE PROJECTION
	10 OVER 30 UNDER	±0.25	CHECKED BY H. HIRAMOTO	DATE 1993/05/17	MATERIAL NO. SEE CHART	DOCUMENT NO. SD-53375-003
	30 OVER	±0.3	APPROVED BY M. FUKUSHIMA	DATE 1993/05/17	SIZE A3	SHEET NO. 2 OF 3
	ANGULAR ±3 °	DRAFT WHERE APPLICABLE MUST REMAIN WITHIN DIMENSIONS	THIS DRAWING CONTAINS INFORMATION THAT IS PROPRIETARY TO MOLEX INCORPORATED AND SHOULD NOT BE USED WITHOUT WRITTEN PERMISSION			

10 9 8 7 6 5 4 3 2 1

F

F

E

E

D

D

C

C

B

B

A

A

			53375-0870	8
53375-0774	73375-0773	53375-0772	53375-0770	7
53375-0674		53375-0672	53375-0670	6
53375-0574		53375-0572	53375-0570	5
53375-0474		53375-0472	53375-0470	4
	53375-0373		53375-0370	3
53374-0274		53375-0272	53375-0270	2
53375-**74 COLOR : BLUE	53375-**73 COLOR : YELLOW	53375-**72 COLOR : YELLOW	53375-**70 COLOR : NATURAL (WHITE)	CKT.
MATERIAL No.				

MODEL NO. 53375-\*\*7\*

REVISED EC NO: J2008-3989 DRWN: KAKURAA 2008/06/23 CHKD: T. HARUYAMA 2008/06/23 APPR: NUKITA 2008/11/18	GENERAL TOLERANCES (UNLESS SPECIFIED)		DIMENSION STYLE <b>MM ONLY</b>		SCALE <b>3:1</b>	DESIGN UNITS <b>METRIC</b>	THIRD ANGLE PROJECTION	
	10 UNDER	± 0.2	DRAWN BY K. TOJO	DATE 1993/05/17	TITLE <b>2.5 W/B CONN WAFER ASSY                  RADIAL TAPING                  -LEAD FREE-</b>			
	10 OVER 30 UNDER	± 0.25	CHECKED BY H. HIRAMOTO	DATE 1993/05/17				
	30 OVER	± 0.3	APPROVED BY M. FUKUSHIMA	DATE 1993/05/17				
ANGULAR ±3 °		MATERIAL NO. <b>SEE TABLE</b>		DOCUMENT NO. <b>SD-53375-003</b>		SHEET NO. <b>3 OF 3</b>		
DRAFT WHERE APPLICABLE MUST REMAIN WITHIN DIMENSIONS		THIS DRAWING CONTAINS INFORMATION THAT IS PROPRIETARY TO MOLEX INCORPORATED AND SHOULD NOT BE USED WITHOUT WRITTEN PERMISSION						