

52042-7 ✓ ACTIVE

PLASTI-GRIP

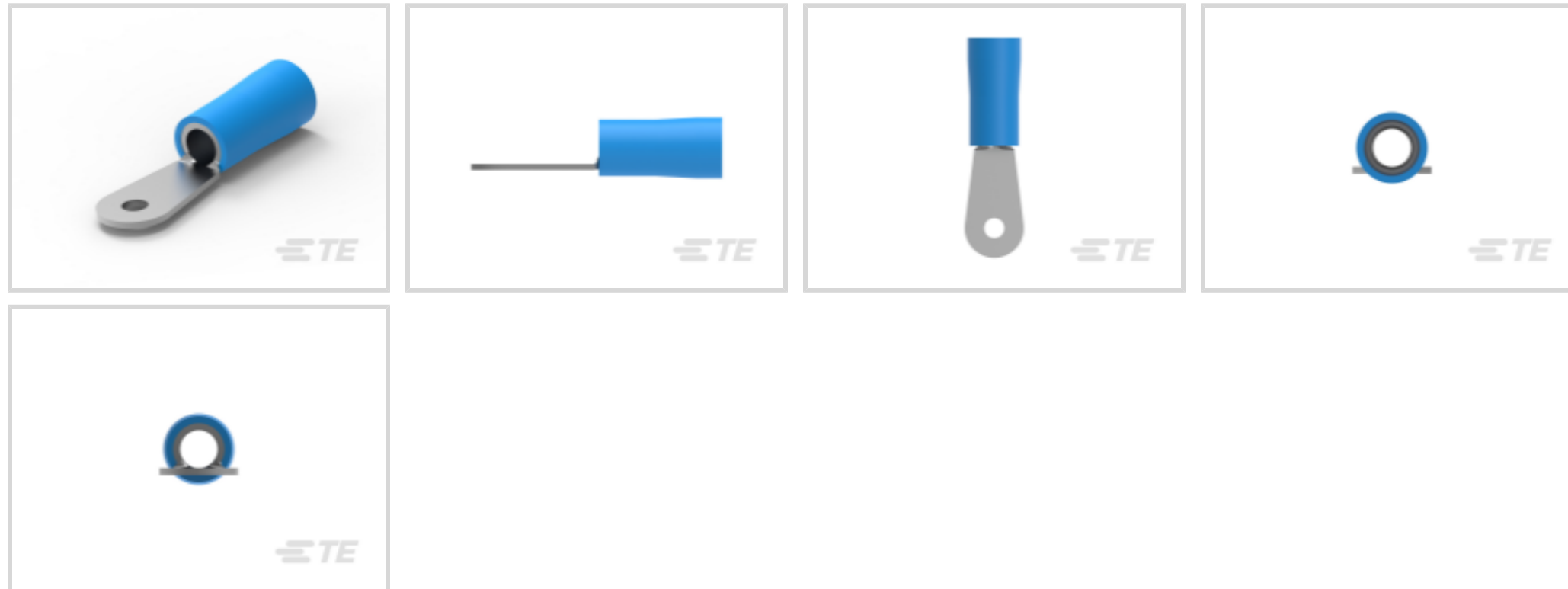
TE Internal #: 52042-7

Ring Terminals & Spade Terminals, Ring Tongue, 6 AWG Wire Size,
13 – 15 mm² Wire Size, 20800 – 33100 CMA Wire Size, Stud Size 1/4
/ M6, PLASTI-GRIP

[View on TE.com >](#)



Terminals & Splices > Ring Terminals & Spade Terminals



Ring & Spade Terminal Type: **Ring Tongue**

Wire Size: **20800 – 33100 CMA**

Stud Size: **1/4, M6**

Features

Product Type Features

| | |
|--|--------------------|
| Shape Description | RING-044 |
| Stud Size | 1/4, M6 |
| Sealable | No |
| Wire Insulation Support Retention Type | Insulation Support |

Configuration Features

| | |
|-----------------|-------|
| Number of Holes | 1 |
| Terminal Angle | 180 ° |

Electrical Characteristics

| | |
|---------------|-------|
| Voltage (Max) | 600 V |
|---------------|-------|

Body Features

| | |
|-------------------------|------|
| Inspection Slot | No |
| Insulation Sleeve Color | Blue |
| Stripe Color | Blue |

Contact Features

| | |
|----------------------------|-------------|
| Ring & Spade Terminal Type | Ring Tongue |
|----------------------------|-------------|



| | |
|-------------|--------|
| Barrel Type | Closed |
|-------------|--------|

| | |
|----------------------|--------|
| Terminal Orientation | Offset |
|----------------------|--------|

| | |
|---------------------------|-----|
| Terminal Plating Material | Tin |
|---------------------------|-----|

Mechanical Attachment

| | |
|-------------------------|------|
| Wire Insulation Support | With |
|-------------------------|------|

Dimensions

| | |
|-----------|-------------------|
| Wire Size | 20800 – 33100 CMA |
|-----------|-------------------|

| | |
|---------------|------------------|
| Stud Diameter | 6.73 mm[.265 in] |
|---------------|------------------|

| | |
|------------------|-----------------|
| Tongue Thickness | .79 mm[.031 in] |
|------------------|-----------------|

| | |
|------------------------|--------------------|
| Overall Product Length | 46.84 mm[1.844 in] |
|------------------------|--------------------|

| | |
|--|-------------------|
| Accepts Wire Insulation Diameter (Max) | 11.07 mm[.436 in] |
|--|-------------------|

| | |
|--|-------------------|
| Accepts Wire Insulation Diameter Range | 11.07 mm[.436 in] |
|--|-------------------|

Usage Conditions

| | |
|-------------------|---------------------|
| Insulation Option | Partially Insulated |
|-------------------|---------------------|

| | |
|-----------------------------|----------------|
| Operating Temperature Range | 105 °C[221 °F] |
|-----------------------------|----------------|

Operation/Application

| | |
|------------------------------------|--------|
| Compatible With Wire Base Material | Copper |
|------------------------------------|--------|

| | |
|---------------------------------------|-----|
| Compatible With Wire Plating Material | Tin |
|---------------------------------------|-----|

| | |
|------------|----|
| Heavy Duty | No |
|------------|----|

Industry Standards

| | |
|----------------------|----|
| Government Qualified | No |
|----------------------|----|

Packaging Features

| | |
|--------------------|-----|
| Packaging Quantity | 500 |
|--------------------|-----|

| | |
|------------------|--------------|
| Packaging Method | Tape Mounted |
|------------------|--------------|

Product Compliance

[For compliance documentation, visit the product page on TE.com>](#)

| | |
|------------------------------|-----------|
| EU RoHS Directive 2011/65/EU | Compliant |
|------------------------------|-----------|

| | |
|-----------------------------|-----------|
| EU ELV Directive 2000/53/EC | Compliant |
|-----------------------------|-----------|

| | |
|---|---|
| China RoHS 2 Directive MIIT Order No 32, 2016 | No Restricted Materials Above Threshold |
|---|---|

| | |
|--|--|
| EU REACH Regulation (EC) No. 1907/2006 | Current ECHA Candidate List: JUNE 2022 (224) |
|--|--|

Candidate List Declared Against: JUL 2021
(219)
SVHC > Threshold:
Not Yet Reviewed

Halogen Content

Not Low Halogen - contains Br or Cl > 900 ppm.

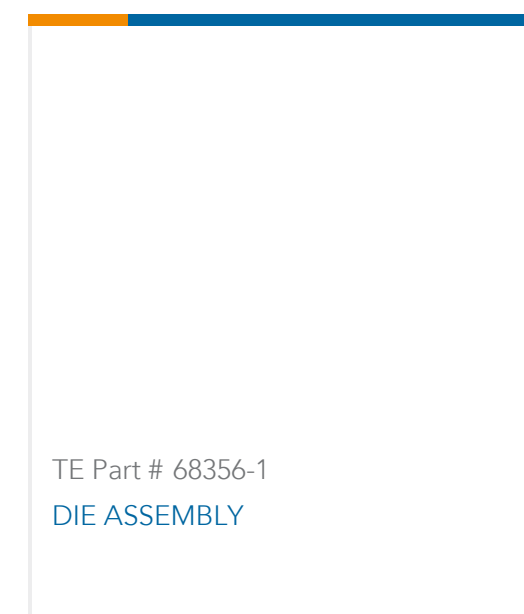
Solder Process Capability

Not applicable for solder process capability

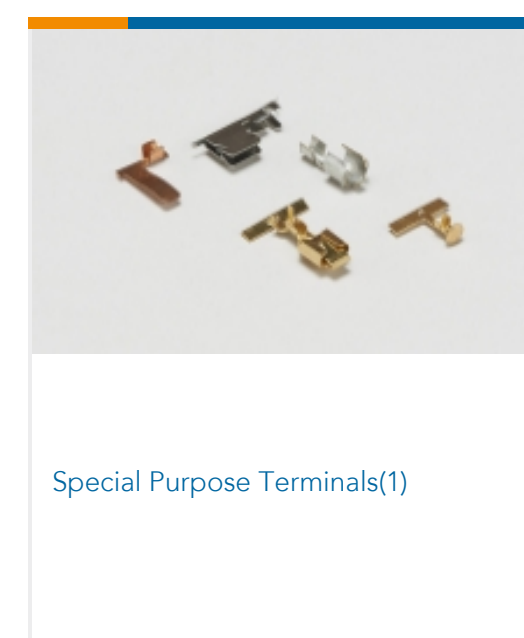
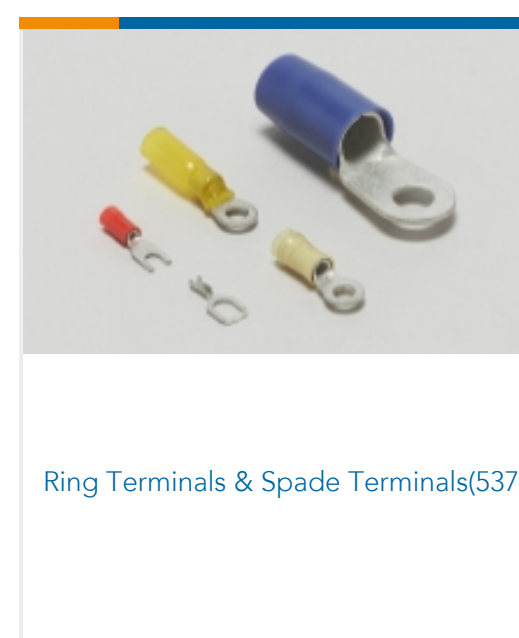

Product Compliance Disclaimer

This information is provided based on reasonable inquiry of our suppliers and represents our current actual knowledge based on the information they provided. This information is subject to change. The part numbers that TE has identified as EU RoHS compliant have a maximum concentration of 0.1% by weight in homogenous materials for lead, hexavalent chromium, mercury, PBB, PBDE, DBP, BBP, DEHP, DIBP, and 0.01% for cadmium, or qualify for an exemption to these limits as defined in the Annexes of Directive 2011/65/EU (RoHS2). Finished electrical and electronic equipment products will be CE marked as required by Directive 2011/65/EU. Components may not be CE marked. Additionally, the part numbers that TE has identified as EU ELV compliant have a maximum concentration of 0.1% by weight in homogenous materials for lead, hexavalent chromium, and mercury, and 0.01% for cadmium, or qualify for an exemption to these limits as defined in the Annexes of Directive 2000/53/EC (ELV). Regarding the REACH Regulation, the information TE provides on SVHC in articles for this part number is based on the latest European Chemicals Agency (ECHA) 'Guidance on requirements for substances in articles' posted at this URL: <https://echa.europa.eu/guidance-documents/guidance-on-reach>

Compatible Parts




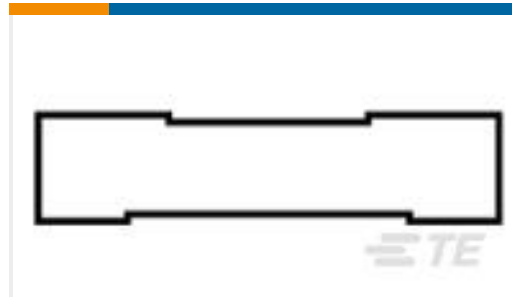
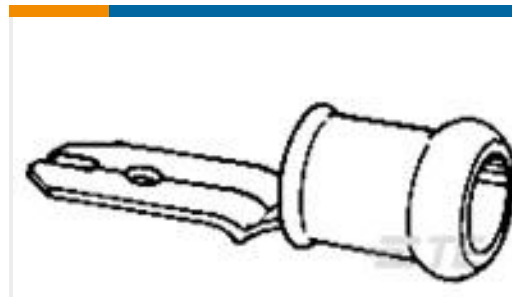
Also in the Series | PLASTI-GRIP





Splices(49)

Customers Also Bought

TE Part #66563-8
III+ SKT,24-20,30AU/FL,STRIPTE Part #52291-5
TERMINAL R PG 8 3/8TE Part #55792-1
PG BUTT SPLC 22-16COMM22-18MILTE Part #52291-4
TERMINAL R PG 8 5/16TE Part #2-34145-1
PG R 22-16 COMM 22-18 MIL 8TE Part #2238007-1
TERMINAL, PIN, LANCELESS, 22-26
AWG, EP2TE Part #141085-2
TERMINAL TAB FASTON PIDG 6,35TE Part #2-320577-3
TERMINAL,PIDG R 12-10 3/8TE Part #1740335-1
MICRO QUADLOK SYSTEM PIN
CONTA

Documents

Product Drawings

[TERMINAL R PG 6 1/4](#)

English

CAD Files

[3D PDF](#)

3D

[Customer View Model](#)

[ENG_CVM_CVM_52042-7_AD.2d_dxf.zip](#)



English

Customer View Model

[ENG_CVM_CVM_52042-7_AD.3d_igs.zip](#)

English

Customer View Model

[ENG_CVM_CVM_52042-7_AD.3d_stp.zip](#)

English

By downloading the CAD file I accept and agree to the [Terms and Conditions](#) of use.

Product Specifications

[Application Specification](#)

English

Product Environmental Compliance

[Product Compliance](#)

English

[Product Compliance](#)

English

Instruction Sheets

[Instruction Sheet \(U.S.\)](#)

English

Agency Approvals

[UL Report](#)

English