

5103309-1 ✓ ACTIVE



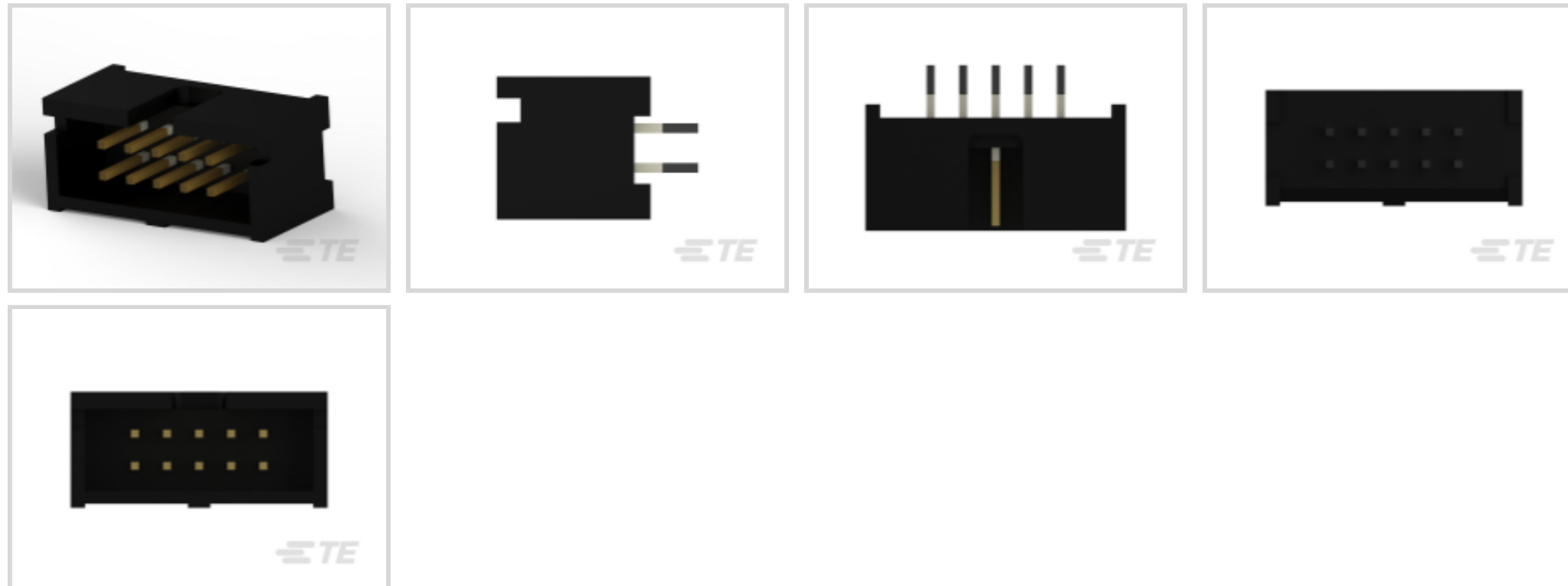
AMP-LATCH

TE Internal #: 5103309-1

Ribbon Cable Connectors, Wire-to-Board, 10 Position, .1 in [2.54 mm] Centerline, Vertical, Through Hole - Solder, 2 Row, Plug, Low Profile

[View on TE.com >](#)

Connectors > PCB Connectors > Wire-to-Board Connectors > FFC, FPC & Ribbon Connectors > Ribbon Cable Connectors



Connector System: **Wire-to-Board**

Number of Positions: **10**

Centerline (Pitch): **2.54 mm [.1 in]**

PCB Mount Retention: **Without**

PCB Mount Orientation: **Vertical**

Features

Product Type Features

Connector Type	Header
Ribbon Cable Connector Header Type	Pin Header
Connector Product Type	Connector Assembly
Connector System	Wire-to-Board
Connector & Housing Type	Plug
Connector & Contact Terminates To	Printed Circuit Board

Configuration Features

Number of Positions	10
PCB Mount Orientation	Vertical
Number of Rows	2

Electrical Characteristics

Insulation Resistance	5000 M Ω
Operating Voltage	250 VAC

Body Features



Daisy Chain	With
Connector Profile	Low

Contact Features

Mating Square Post Dimension	.64 mm[.025 in]
PCB Contact Termination Area Plating Material Thickness	2.54 μ m[100 μ in]
Contact Type	Pin
	30 μ in
Contact Mating Area Plating Material	Gold, Gold Flash
Contact Shape & Form	Square
Contact Underplating Material	Nickel
PCB Contact Termination Area Plating Material	Tin
Contact Base Material	Copper Alloy
Contact Current Rating (Max)	1 A

Termination Features

Square Termination Post & Tail Dimension	.64 mm[.025 in]
Termination Post & Tail Length	3.05 mm[.12 in]
Termination Method to Printed Circuit Board	Through Hole - Solder

Mechanical Attachment

Mating Alignment	With
PCB Mount Alignment	Without
Panel Mount Feature	Without
PCB Mount Retention	Without
Mating Alignment Type	Center, Dual Polarizing Bar
Mating Retention	Without
Connector Mounting Type	Board Mount

Housing Features

Housing Material	Glass Filled Nylon/PBT
Housing Color	Black
Centerline (Pitch)	2.54 mm[.1 in]

Dimensions

Shrouded End Dimension	3.81 mm[.15 in]
Connector Length	20.32 mm[.8 in]



Connector Height	8.81 mm[.347 in]
------------------	------------------

Row-to-Row Spacing	2.54 mm[.1 in]
--------------------	----------------

Usage Conditions

Housing Temperature Rating	Standard
----------------------------	----------

Operating Temperature Range	-65 – 105 °C[-85 – 221 °F]
-----------------------------	----------------------------

Operation/Application

Solder Process Feature	Board Standoff
------------------------	----------------

Circuit Application	Signal
---------------------	--------

Industry Standards

UL Flammability Rating	UL 94V-0
------------------------	----------

Packaging Features

Packaging Quantity	35
--------------------	----

Packaging Method	Tube
------------------	------

Other

Comment	Mates with Receptacles
---------	------------------------

Product Compliance

[For compliance documentation, visit the product page on TE.com>](#)

EU RoHS Directive 2011/65/EU	Compliant
------------------------------	-----------

EU ELV Directive 2000/53/EC	Compliant
-----------------------------	-----------

China RoHS 2 Directive MIIT Order No 32, 2016	No Restricted Materials Above Threshold
---	---

EU REACH Regulation (EC) No. 1907/2006	Current ECHA Candidate List: JUNE 2022 (224) Candidate List Declared Against: JUNE 2022 (224) Does not contain REACH SVHC
--	---

Halogen Content	BFR/CFR/PVC Free, but Br/Cl >900 ppm in other sources.
-----------------	--

Solder Process Capability	Wave solder capable to 265°C
---------------------------	------------------------------

Product Compliance Disclaimer

This information is provided based on reasonable inquiry of our suppliers and represents our current actual knowledge based on the information they provided. This information is subject to change. The part numbers that TE has identified as EU RoHS compliant have a maximum concentration of 0.1% by weight in homogenous materials for lead, hexavalent chromium, mercury, PBB, PBDE, DBP, BBP, DEHP, DIBP, and 0.01% for cadmium, or qualify for an exemption to these limits as defined in the Annexes of Directive 2011/65/EU (RoHS2). Finished electrical and electronic equipment products will be CE marked as required by Directive 2011/65/EU. Components may not be CE marked. Additionally, the part numbers that TE has identified as EU ELV compliant have a maximum concentration of 0.1% by weight in homogenous

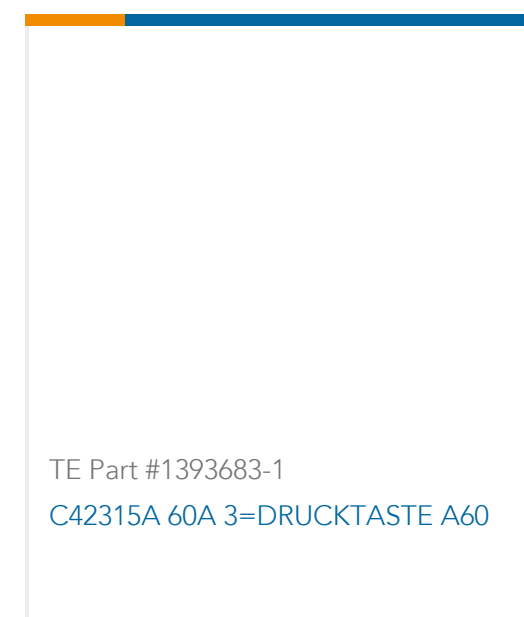

materials for lead, hexavalent chromium, and mercury, and 0.01% for cadmium, or qualify for an exemption to these limits as defined in the Annexes of Directive 2000/53/EC (ELV). Regarding the REACH Regulation, the information TE provides on SVHC in articles for this part number is based on the latest European Chemicals Agency (ECHA) 'Guidance on requirements for substances in articles' posted at this URL: <https://echa.europa.eu/guidance-documents/guidance-on-reach>

Compatible Parts

 <p>TE Part # 499252-5 010 STRAIN RELIEF A-L RCPT</p>	 <p>TE Part # 3-1437020-7 609-1031HD=FSKT IDC S 10 SR</p>	 <p>TE Part # 1658621-1 10 NOVO MIL/CTR 15DP, LEAD FREE</p>	 <p>TE Part # 1658526-4 609-1030LF FEM SOCKET, LEAD FREE</p>
 <p>TE Part # 1658527-4 622-1041LF FEM SOCKET, LEAD FREE</p>	 <p>TE Part # 102387-1 10 MODIV HSG COMP DR .100 POL</p>	 <p>TE Part # 1658527-3 622-1030LF FEM SOCKET, LEAD FREE</p>	 <p>TE Part # 1658620-1 10 NOVO MIL 15DP, LEAD FREE</p>
 <p>TE Part # 1658526-5 609-1041LF FEM SOCKET, LEAD FREE</p>	 <p>TE Part # 1658622-1 10 NOVO MIL/CTR 30DP, LEAD FREE</p>	 <p>TE Part # 1658623-1 10 NOVO MIL 30DP, LEAD FREE</p>	 <p>TE Part # 1-1658528-1 636-1030LF=FEM SKT BLADE POL 1</p>
 <p>TE Part # 1658526-3 609-1000MLF FEM SCKT, LEAD FREE</p>	 <p>TE Part # 1658528-2 636-1041LF FEM SOCKET, LEAD FREE</p>	 <p>TE Part # 1658624-1 10 NOVO DUAL 30DP, LEAD FREE</p>	 <p>TE Part # 2-1761679-3 IDC LOW PRO HDR 10P VERT BLUE</p>



Customers Also Bought



Documents

Product Drawings

[A/L LOW PRO HDR 10P VERT BLACK](#)

English

CAD Files

[3D PDF](#)

English

[Customer View Model](#)

[ENG_CVM_5103309-1_B.2d_dxf.zip](#)

English

[Customer View Model](#)

[ENG_CVM_5103309-1_B.3d_igs.zip](#)

English

[Customer View Model](#)

[ENG_CVM_5103309-1_B.3d_stp.zip](#)

English

By downloading the CAD file I accept and agree to the [Terms and Conditions](#) of use.



Datasheets & Catalog Pages

[AMPMODU_INTERCONNECTION_SYSTEM_SECTIONS5](#)

English

[Ribbon Cable Interconnect Solutions](#)

English

Product Specifications

[Product Specification](#)

English

Product Environmental Compliance

[MD_5103309-1_052420181149_dmtec](#)

English

[MD_5103309-1_052420181149_dmtec](#)

English

Agency Approvals

[Agency Approval Document](#)

English