

521205-1 ✓ ACTIVE

RAST | RAST 5 IDC Connectors


TE Internal #: 521205-1

Housing, Receptacle, Wire-to-Board, 3 Position, 5 mm [.197 in]
Centerline, Crimp, 1 Row, Blue, Mating Retention, Wire & Cable,
RAST 5 IDC Connectors

[View on TE.com >](#)



Connectors > PCB Connectors > Wire-to-Board Connectors > Wire-to-Board Connector Assemblies & Housings



Connector Product Type: **Housing**

Connector & Housing Type: **Receptacle**

Connector System: **Wire-to-Board**

Number of Positions: **3**

Centerline (Pitch): **5 mm [.197 in]**

Features

Product Type Features

Connector Product Type	Housing
Connector & Housing Type	Receptacle
Connector System	Wire-to-Board
Sealable	No
Connector & Contact Terminates To	Wire & Cable

Configuration Features

Keying & Polarized Position Locations	1C, 2D
Number of Positions	3
Number of Rows	1

Contact Features

Contact Type	Socket
Contact Base Material	Brass

Termination Features

Termination Method to Wire & Cable	Crimp
------------------------------------	-------



Mechanical Attachment

Strain Relief	Without
Panel Mount Feature	Without
PCB Mount Retention	Without
Mating Retention Type	Latch
Mating Retention	With
Connector Mounting Type	Cable Mount (Free-Hanging)

Housing Features

Housing Entry Configuration	Both Ends Closed
Housing Material	PA 6/66 Nylon
Centerline (Pitch)	5 mm [.197 in]
Housing Color	Blue

Dimensions

Connector Length	9.2 mm [.362 in]
Connector Height	15.12 mm [.595 in]
Wire Size	22 – 14 AWG
Row-to-Row Spacing	5 mm [.197 in]

Usage Conditions

Operating Temperature Range	-40 – 110 °C [-40 – 230 °F]
-----------------------------	-----------------------------

Operation/Application

Circuit Application	Power & Signal
---------------------	----------------

Industry Standards

Glow Wire Rating	Standard Part - Not Glow Wire
UL Flammability Rating	UL 94V-0

Packaging Features

Packaging Quantity	1
Packaging Method	Package

Product Compliance

For compliance documentation, visit the product page on TE.com>

EU RoHS Directive 2011/65/EU	Compliant
------------------------------	-----------

EU ELV Directive 2000/53/EC

Compliant

China RoHS 2 Directive MIIT Order No 32, 2016

No Restricted Materials Above Threshold

EU REACH Regulation (EC) No. 1907/2006

Current ECHA Candidate List: JUNE 2022 (224)

Candidate List Declared Against: JAN 2022 (223)

SVHC > Threshold:
Not Yet Reviewed

Halogen Content

Low Halogen - Br, Cl, F, I < 900 ppm per homogenous material. Also BFR/CFR/PVC Free

Solder Process Capability

Not applicable for solder process capability

Product Compliance Disclaimer


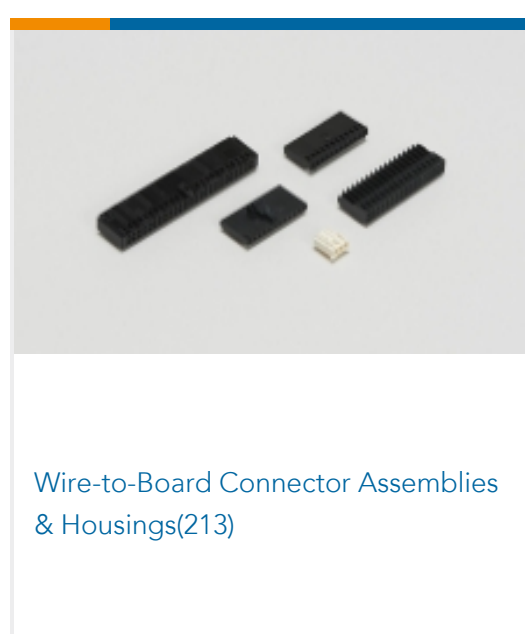

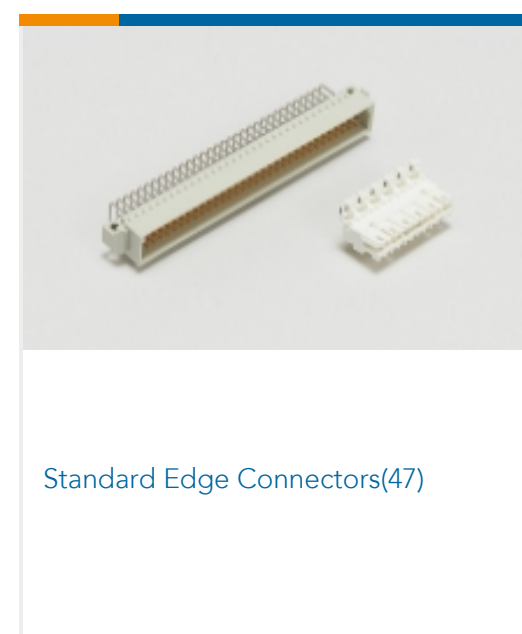

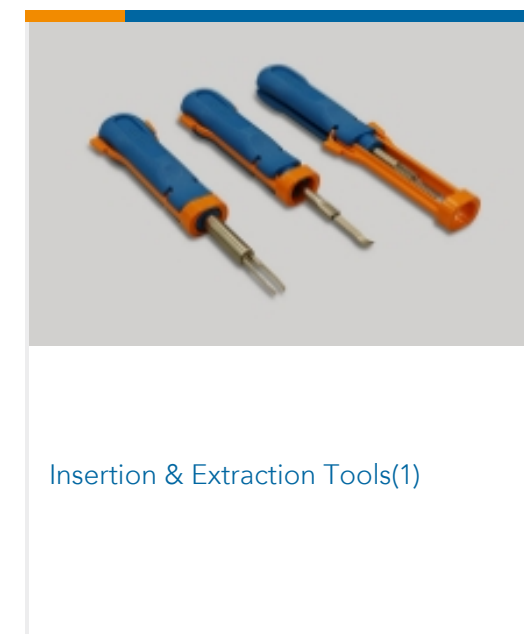
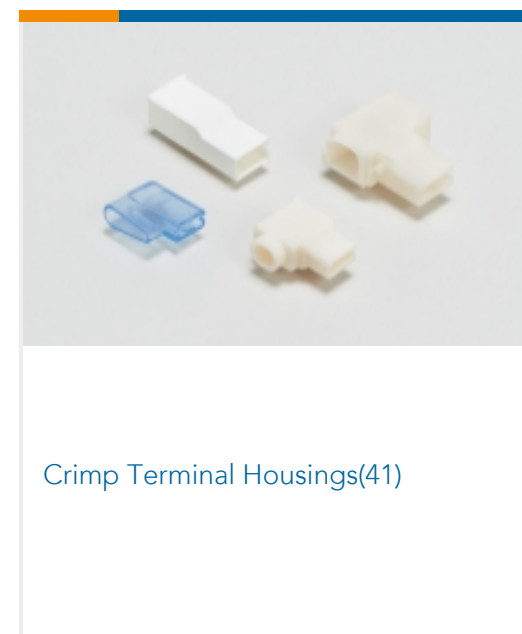
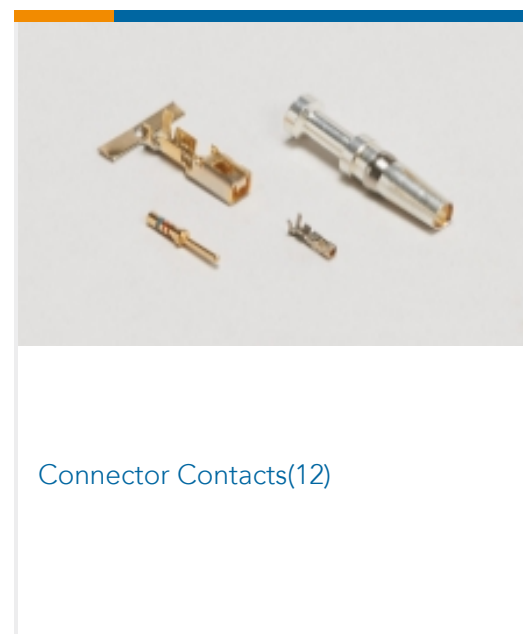

This information is provided based on reasonable inquiry of our suppliers and represents our current actual knowledge based on the information they provided. This information is subject to change. The part numbers that TE has identified as EU RoHS compliant have a maximum concentration of 0.1% by weight in homogenous materials for lead, hexavalent chromium, mercury, PBB, PBDE, DBP, BBP, DEHP, DIBP, and 0.01% for cadmium, or qualify for an exemption to these limits as defined in the Annexes of Directive 2011/65/EU (RoHS2). Finished electrical and electronic equipment products will be CE marked as required by Directive 2011/65/EU. Components may not be CE marked. Additionally, the part numbers that TE has identified as EU ELV compliant have a maximum concentration of 0.1% by weight in homogenous materials for lead, hexavalent chromium, and mercury, and 0.01% for cadmium, or qualify for an exemption to these limits as defined in the Annexes of Directive 2000/53/EC (ELV). Regarding the REACH Regulation, the information TE provides on SVHC in articles for this part number is based on the latest European Chemicals Agency (ECHA) 'Guidance on requirements for substances in articles' posted at this URL: <https://echa.europa.eu/guidance-documents/guidance-on-reach>

Compatible Parts






Also in the Series | RAST 5 IDC Connectors



Customers Also Bought



TE Part #62048-2
250 FASTON REC 18-14 AWG TPBR



TE Part #521206-1
POSI-LOK HSG.250-4 POS RAST5



TE Part #521204-1
POSI-LOK HSG.250-2 POS RAST5



TE Part #770089-1
06P .093 COMM P&S PLUG HSG



TE Part #1217095-1
RCPT 250 POS-LOCK 16-12 0126BR




TE Part #1217094-1
RCPT 250 POS-LOCK 18-14 0126BR



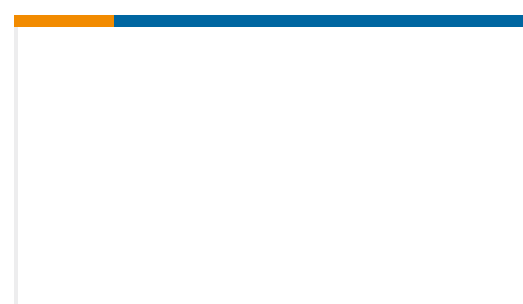
TE Part #2825272-2
2P VERT HDR VAL-U-LOK HCS GW



TE Part #556880-1
CONT,AMPINNRGY WTB,LS PC,10-12



TE Part #062600-000
VERSAFIT-1/4-0-16MM



TE Part #520194K050
RT-3-NO.3-0-0.5IN

Documents

Product Drawings

[POSI-LOK HSG.250-3 POS RAST5](#)

English

CAD Files

[3D PDF](#)

3D

Customer View Model

[ENG_CVM_CVM_521205-1_R.2d_dxf.zip](#)

English

Customer View Model

[ENG_CVM_CVM_521205-1_R.3d_igs.zip](#)

English

Customer View Model

[ENG_CVM_CVM_521205-1_R.3d_stp.zip](#)

English

By downloading the CAD file I accept and agree to the [Terms and Conditions](#) of use.

Datasheets & Catalog Pages



[1654742_HOUSEHOLD_APPLIANCES_RAST5](#)

English

Product Environmental Compliance

[MD_521205-1_06072018124_dmtec](#)

English

[MD_521205-1_06072018124_dmtec](#)

English