

534237-2 ✓ ACTIVE

AMPMODU | AMPMODU IV/V

TE Internal #: 534237-2

PCB Mount Receptacle, Vertical, Board-to-Board, 4 Position, .1 in [2.54 mm] Centerline, Gold, Through Hole - Solder, Signal, Black, AMPMODU IV/V

[View on TE.com >](#)



Connectors > PCB Connectors > PCB Headers & Receptacles



PCB Connector Assembly Type: **PCB Mount Receptacle**

PCB Mount Orientation: **Vertical**

Connector System: **Board-to-Board**

Number of Positions: **4**

Number of Rows: **1**

## Features

### Product Type Features

Applied Pressure	Standard
PCB Connector Assembly Type	PCB Mount Receptacle
Connector System	Board-to-Board
Sealable	No
Connector & Contact Terminates To	Printed Circuit Board

### Configuration Features

Stackable	Yes
PCB Mount Orientation	Vertical
Number of Positions	4
Number of Rows	1
Board-to-Board Configuration	Parallel

### Electrical Characteristics

Insulation Resistance	5000 M $\Omega$
Operating Voltage	333 VAC

### Body Features

Connector Profile	Standard
Primary Product Color	Black

### Contact Features



Contact Layout	Inline
Contact Protection Type	Closed Entry Housing
Mating Square Post Dimension	.64 mm[.025 in]
	150 µin
Contact Shape & Form	Square
PCB Contact Termination Area Plating Material	Tin-Lead
Contact Base Material	Phosphor Bronze
Contact Mating Area Plating Material	Gold
Contact Mating Area Plating Material Thickness	.762 µm[30 µin]
Contact Type	Socket
Contact Current Rating (Max)	2 A

#### Termination Features

Rectangular Termination Post & Tail Thickness	.2 mm[.008 in]
Rectangular Termination Post & Tail Width	.69 mm[.027 in]
Termination Post & Tail Length	2.92 mm[.115 in]
Termination Method to Printed Circuit Board	Through Hole - Solder

#### Mechanical Attachment

Mating Alignment	Without
PCB Mount Retention	Without
PCB Mount Alignment	Without
Connector Mounting Type	Board Mount

#### Housing Features

Mating Entry Location	Top
Centerline (Pitch)	2.54 mm[.1 in]
Housing Material	Polyester - GF

#### Dimensions

Connector Height	3.56 mm[.14 in]
Row-to-Row Spacing	2.54 mm[.1 in]
Stack Height	10.92 mm[.43 in]
PCB Thickness (Recommended)	1.4 – 2.4 mm[.055 – .094 in]

#### Usage Conditions

Housing Temperature Rating	Standard
----------------------------	----------



Operating Temperature Range -65 – 105 °C[-85 – 221 °F]

### Operation/Application

Solder Process Feature	Board Standoff
Circuit Application	Signal

### Industry Standards

Approved Standards	CSA LR7189, UL E28476
UL Flammability Rating	UL 94V-0

### Packaging Features

Packaging Quantity	56
Packaging Type	Box, Tube

### Product Compliance

[For compliance documentation, visit the product page on TE.com>](#)

EU RoHS Directive 2011/65/EU	Not Compliant
EU ELV Directive 2000/53/EC	Not Compliant
China RoHS 2 Directive MIIT Order No 32, 2016	Restricted Materials Above Threshold
EU REACH Regulation (EC) No. 1907/2006	Current ECHA Candidate List: JUNE 2022 (224) Candidate List Declared Against: JAN 2022 (223) SVHC > Threshold: Pb (13% in Component Part) <b>Article Safe Usage Statements:</b> Do not eat, drink or smoke when using this product. Wash thoroughly after handling. Recycle if possible and dispose of the article by following all applicable governmental regulations relevant to your geographic location.
Halogen Content	Not Low Halogen - contains Br or Cl > 900 ppm.
Solder Process Capability	Wave solder capable to 240°C

#### Product Compliance Disclaimer

This information is provided based on reasonable inquiry of our suppliers and represents our current actual knowledge based on the information they provided. This information is subject to change. The part numbers that TE has identified as EU RoHS compliant have a maximum concentration of 0.1% by weight in homogenous materials for lead, hexavalent chromium, mercury, PBB, PBDE, DBP, BBP, DEHP, DIBP, and 0.01% for cadmium, or qualify for an exemption to these limits as defined in the Annexes of Directive 2011/65/EU (RoHS2). Finished electrical and electronic equipment products will be CE marked as required by Directive 2011/65/EU. Components may not be CE marked. Additionally, the part numbers that TE has identified as EU ELV compliant have a maximum concentration of 0.1% by weight in homogenous materials for lead, hexavalent chromium, and mercury, and 0.01% for cadmium, or qualify for an exemption to these limits as defined in the Annexes of Directive 2000/53/EC (ELV). Regarding the REACH Regulation, the information TE provides on SVHC in articles for this part number is based on the latest European Chemicals Agency (ECHA) 'Guidance on requirements for substances in articles' posted at this URL: <https://echa.europa.eu/guidance-documents/guidance-on-reach>

## Compatible Parts



TE Part # 86286-1  
KEYING PLUG



TE Part # 104345-2  
04 MODII HDR SRST B/A W/HD



TE Part # 104426-2  
04 MODII HDR SRST B/A W/HD



TE Part # 5-102974-4  
04 MODII HD SRRA B/A .100CL,LF



TE Part # 5-147118-3  
04 MODII HDR SR SFMNT B/A LF



TE Part # 104344-2  
04 MODII HDR SRST B/A W/HD




TE Part # 5-104721-3  
03/04 MODII HDR SRST B/A HLDWN




TE Part # 147118-3  
04 MODII HDR SR SFMNT B/A,CAP


## Also in the Series | AMPMODU IV/V




Automotive Housings(2)



Backplane Connector Housings(1)




Board-to-Board Connector Contacts(6)




Insertion & Extraction Tools(4)



PCB Connector Covers(18)



PCB Connector Keying(6)



PCB Connector Mounting(1)




PCB Connector Strain Relief(3)





PCB Headers & Receptacles(939)



PCB Latches, Locks & Retainers(9)



Rectangular Connector Housings(5)



Standard Rectangular Connectors(8)



Wire-to-Board Connector Assemblies & Housings(467)



Wire-to-Board Connector Contacts (326)

## Customers Also Bought



TE Part #1-745495-8  
25 HDE MS RCPT,22-26,LEAD FREE



TE Part #5749721-5  
AMPLIMITE D-Sub Receptacle Assembly: Vertical, 1.27mm



TE Part #1623137-1  
CRG0805 1% 1K5



TE Part #5-534237-8  
10 MODII VRT SR CE 100/115



TE Part #1761681-5  
IDC LOW PRO HDR 14P VERT HT BLACK



TE Part #5390377-5  
50 POS A/P PLUG 25 CL 30AU



TE Part #3-2176328-0  
CRGP 1206 2K7 1%



TE Part #1-2176328-9  
CRGP 1206 330R 1%

## Documents

### Product Drawings

[04 MODII VRT SR CE 100/115](#)

English

### CAD Files

[Customer View Model](#)

[ENG\\_CVM\\_CVM\\_534237-2\\_S.2d\\_dxf.zip](#)

English

[3D PDF](#)



3D

Customer View Model

[ENG\\_CVM\\_CVM\\_534237-2\\_S.3d\\_igs.zip](#)

English

Customer View Model

[ENG\\_CVM\\_CVM\\_534237-2\\_S.3d\\_stp.zip](#)

English

By downloading the CAD file I accept and agree to the [Terms and Conditions](#) of use.

---

### Product Specifications

[Application Specification](#)

English

---

### Product Environmental Compliance

[Product Compliance](#)

English

[Product Compliance](#)

English