

5499141-3 ✓ ACTIVE



## AMP-LATCH | AMP-LATCH Universal Headers

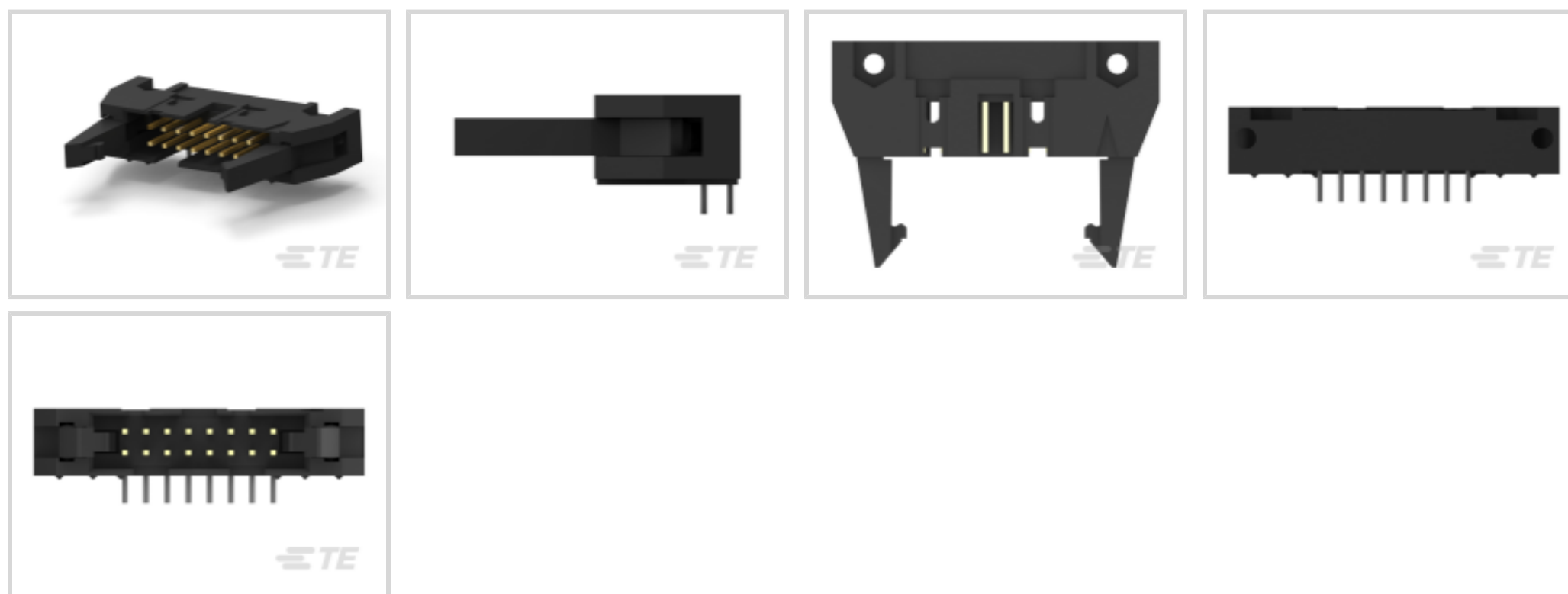
TE Internal #: 5499141-3

Ribbon Cable Connectors, Wire-to-Board, 16 Position, .1 in [2.54 mm] Centerline, Right Angle, Through Hole - Solder, AMP-LATCH Universal Headers

[View on TE.com >](#)

Connectors > PCB Connectors > Wire-to-Board Connectors > FFC, FPC & Ribbon Connectors > Ribbon Cable Connectors >

### AMP-LATCH UNIVERSAL HEADERS



Connector System: **Wire-to-Board**

Number of Positions: **16**

Centerline (Pitch): **2.54 mm [ .1 in ]**

PCB Mount Retention: **Without**

PCB Mount Orientation: **Right Angle**

[All AMP-LATCH UNIVERSAL HEADERS \(525\)](#)

## Features

### Product Type Features

Connector Type	Header
Ribbon Cable Connector Header Type	Universal Ejection Pin Headers
Connector Mating Latch & Lock Type	Long
Connector Product Type	Connector Assembly
Connector System	Wire-to-Board
Connector & Housing Type	Plug
Connector & Contact Terminates To	Printed Circuit Board

### Configuration Features

Number of Positions	16
PCB Mount Orientation	Right Angle
Number of Rows	2

### Electrical Characteristics



Insulation Resistance	5000 MΩ
Operating Voltage	250 VAC

### Body Features

Connector Profile	Standard
-------------------	----------

### Contact Features

Mating Square Post Dimension	.64 mm[.025 in]
PCB Contact Termination Area Plating Material Thickness	2.54 μm[100 μin]
Contact Type	Pin
Contact Mating Area Plating Material Thickness	.76 μm[30 μin]
Contact Mating Area Plating Material	Gold
Contact Shape & Form	Square
PCB Contact Termination Area Plating Material	Tin
Contact Base Material	Brass
Contact Current Rating (Max)	1 A

### Termination Features

Round Termination Post & Tail Diameter	.64 mm[.025 in]
Termination Post & Tail Length	2.79 mm[.11 in]
Termination Method to Printed Circuit Board	Through Hole - Solder

### Mechanical Attachment

Mating Alignment	With
PCB Mount Alignment	Without
Panel Mount Feature	Without
PCB Mount Retention	Without
Mating Alignment Type	Center, Dual Polarizing Bar
Mating Retention	With
Mating Retention Type	Ejection Latch
Connector Mounting Type	Board Mount

### Housing Features

Housing Material	Glass Filled Nylon/Polyester
Housing Color	Black
Centerline (Pitch)	2.54 mm[.1 in]

### Dimensions



Shrouded End Dimension	3.81 mm[.15 in]
Connector Length	39.62 mm[1.56 in]
Connector Height	13.94 mm[.548 in]
PCB Thickness (Recommended)	1.57 mm[.062 in]
Row-to-Row Spacing	2.54 mm[.1 in]

### Usage Conditions

Housing Temperature Rating	Standard
Operating Temperature Range	-65 – 105 °C[-85 – 221 °F]

### Operation/Application

Circuit Application	Signal
---------------------	--------

### Industry Standards

UL Flammability Rating	UL 94V-0
------------------------	----------

### Packaging Features

Packaging Quantity	24
Packaging Method	Tray

### Other

Comment	Mates with Receptacles
---------	------------------------

## Product Compliance

[For compliance documentation, visit the product page on TE.com>](#)

EU RoHS Directive 2011/65/EU	Compliant
EU ELV Directive 2000/53/EC	Compliant
China RoHS 2 Directive MIIT Order No 32, 2016	No Restricted Materials Above Threshold
EU REACH Regulation (EC) No. 1907/2006	Current ECHA Candidate List: JUNE 2022 (224) Candidate List Declared Against: JAN 2022 (223) SVHC > Threshold: Not Yet Reviewed
Halogen Content	Not Low Halogen - contains Br or Cl > 900 ppm.
Solder Process Capability	Wave solder capable to 265°C

Product Compliance Disclaimer



This information is provided based on reasonable inquiry of our suppliers and represents our current actual knowledge based on the information they provided. This information is subject to change. The part numbers that TE has identified as EU RoHS compliant have a maximum concentration of 0.1% by weight in homogenous materials for lead, hexavalent chromium, mercury, PBB, PBDE, DBP, BBP, DEHP, DIBP, and 0.01% for cadmium, or qualify for an exemption to these limits as defined in the Annexes of Directive 2011/65/EU (RoHS2). Finished electrical and electronic equipment products will be CE marked as required by Directive 2011/65/EU. Components may not be CE marked. Additionally, the part numbers that TE has identified as EU ELV compliant have a maximum concentration of 0.1% by weight in homogenous materials for lead, hexavalent chromium, and mercury, and 0.01% for cadmium, or qualify for an exemption to these limits as defined in the Annexes of Directive 2000/53/EC (ELV). Regarding the REACH Regulation, the information TE provides on SVHC in articles for this part number is based on the latest European Chemicals Agency (ECHA) 'Guidance on requirements for substances in articles' posted at this URL: <https://echa.europa.eu/guidance-documents/guidance-on-reach>

## Compatible Parts

 <p>TE Part # 499252-8 016 STRAIN RELIEF A-L RCPT</p>	 <p>TE Part # 1-1658526-1 609-1641LF FEM SOCKT,LEAD FREE</p>	 <p>TE Part # 2-1658526-9 609-1630LF=FSKT IDC S 16 30AU</p>	 <p>TE Part # 1658527-7 622-1641LF FEM SOCKT,LEAD FREE</p>
 <p>TE Part # 1658621-3 16 NOVO MIL/CTR 15DP,LEAD FREE</p>	 <p>TE Part # 1658622-3 16 NOVO MIL/CTR 30DP,LEAD FREE</p>	 <p>TE Part # 1658620-3 16 NOVO MIL 15DP, LEAD FREE</p>	 <p>TE Part # 1658527-6 622-1630LF FEM SOCKT,LEAD FREE</p>
 <p>TE Part # 6-1437020-6 609-1631HD=FSKT IDC S 16 SR</p>	 <p>TE Part # 1658528-5 636-2641LF FEM SOCKT,LEAD FREE</p>	 <p>TE Part # 102320-1 UNIVERSAL HEADER LATCH</p>	 <p>TE Part # 1658623-3 16 NOVO MIL 30DP, LEAD FREE</p>
 <p>TE Part # 1658624-3 016 NOVO DUAL 30DP FT</p>	 <p>TE Part # 1-1658526-0 609-1601MLF FEM SCKT,LEAD FREE</p>	 <p>TE Part # 1-1658528-4 636-1630LF=FEM SKT BLADE POL 1</p>	 <p>TE Part # 2-1658528-7 636-1641LSLF FEMALE SOCKET CON</p>

## Also in the Series | AMP-LATCH Universal Headers

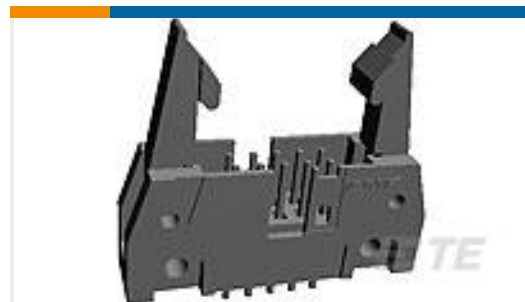


Ribbon Cable Connectors(525)



Ribbon Connector Accessories(13)

## Customers Also Bought



TE Part #5102321-7  
A/L UNIV HDR 30P VERT LG LAT




TE Part #5-103669-9  
10 MTE HDR SRST LATCH W/HLDWN



TE Part #1825096-4  
TPA11CGRA004



TE Part #3-1437664-3  
NC6-P108-04=7180XX002/30



TE Part #7-1437651-7  
6PCR-04-006=6PCR ASSEMBLY



TE Part #3-644754-5  
05P MTA156 HDR ASSY SQ R/A F/L

## Documents

### Product Drawings

A/L UNIV HDR 16P RA LG LAT

English

### CAD Files

3D PDF

3D

Customer View Model

[ENG\\_CVM\\_CVM\\_5499141-3\\_C.2d\\_dxf.zip](#)

English

Customer View Model

[ENG\\_CVM\\_CVM\\_5499141-3\\_C.3d\\_igs.zip](#)

English

Customer View Model

[ENG\\_CVM\\_CVM\\_5499141-3\\_C.3d\\_stp.zip](#)



English

By downloading the CAD file I accept and agree to the [Terms and Conditions](#) of use.

---

**Datasheets & Catalog Pages**

[Ribbon Cable Interconnect Solutions](#)

English

---

**Product Specifications**

[Product Specification](#)

English

---

**Product Environmental Compliance**

[TE Material Declaration](#)

English