




Connectors > Power Connectors > Rectangular Power > Rectangular Power Connectors



Rectangular Power Connector Type: **Housing**

Connector & Housing Type: **Plug, Receptacle**

Connector System: **Wire-to-Wire**

Number of Positions: **1**

Sealable: **No**

Features

Product Type Features

Rectangular Power Connector Type	Housing
Connector & Housing Type	Plug, Receptacle
Connector System	Wire-to-Wire
Sealable	No
Connector & Contact Terminates To	Wire & Cable

Configuration Features

Number of Positions	1
Number of Power Positions	1
Number of Signal Positions	0
Number of Rows	1

Electrical Characteristics

Operating Voltage	600 VDC
-------------------	---------

Contact Features

Contact Current Rating (Max)	31 A
------------------------------	------



Contact Retention Within Housing	With
Contact Type	Blade

Termination Features

Termination Method to Wire & Cable	Crimp & Solder
Wire/Cable Type	Discrete Wire

Mechanical Attachment

Connector Mounting Type	Panel Mount
-------------------------	-------------

Housing Features

Housing Color	Red
Housing Material	Polycarbonate

Dimensions

Wire Size	.8 – 3 mm ²
Width	8.05 mm[.317 in]
Height	8.05 mm[.317 in]
Length	24.71 mm[.973 in]

Usage Conditions

Operating Temperature Range	-40 – 75 °C[-40 – 167 °F]
-----------------------------	---------------------------

Operation/Application

Circuit Application	Power
---------------------	-------

Industry Standards

CSA Rating	Certified
UL Flammability Rating	UL 94V-2
Agency/Standard Number	E28476
Agency/Standard	CSA, UL
UL Rating	Recognized
CSA File Number	LR7189
VDE Tested	No

Packaging Features

Packaging Method	Loose Piece
Packaging Quantity	200

Product Compliance



For compliance documentation, visit the product page on TE.com>

EU RoHS Directive 2011/65/EU	Compliant
EU ELV Directive 2000/53/EC	Compliant
China RoHS 2 Directive MIIT Order No 32, 2016	No Restricted Materials Above Threshold
EU REACH Regulation (EC) No. 1907/2006	Current ECHA Candidate List: JUNE 2022 (224) Candidate List Declared Against: JAN 2022 (223) SVHC > Threshold: Not Yet Reviewed
Halogen Content	Not Low Halogen - contains Br or Cl > 900 ppm.
Solder Process Capability	Not applicable for solder process capability

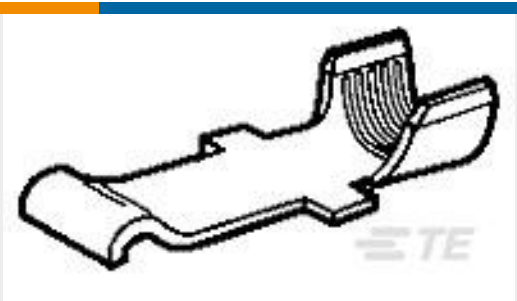
Product Compliance Disclaimer

This information is provided based on reasonable inquiry of our suppliers and represents our current actual knowledge based on the information they provided. This information is subject to change. The part numbers that TE has identified as EU RoHS compliant have a maximum concentration of 0.1% by weight in homogenous materials for lead, hexavalent chromium, mercury, PBB, PBDE, DBP, BBP, DEHP, DIBP, and 0.01% for cadmium, or qualify for an exemption to these limits as defined in the Annexes of Directive 2011/65/EU (RoHS2). Finished electrical and electronic equipment products will be CE marked as required by Directive 2011/65/EU. Components may not be CE marked. Additionally, the part numbers that TE has identified as EU ELV compliant have a maximum concentration of 0.1% by weight in homogenous materials for lead, hexavalent chromium, and mercury, and 0.01% for cadmium, or qualify for an exemption to these limits as defined in the Annexes of Directive 2000/53/EC (ELV). Regarding the REACH Regulation, the information TE provides on SVHC in articles for this part number is based on the latest European Chemicals Agency (ECHA) 'Guidance on requirements for substances in articles' posted at this URL: <https://echa.europa.eu/guidance-documents/guidance-on-reach>


Compatible Parts




Customers Also Bought



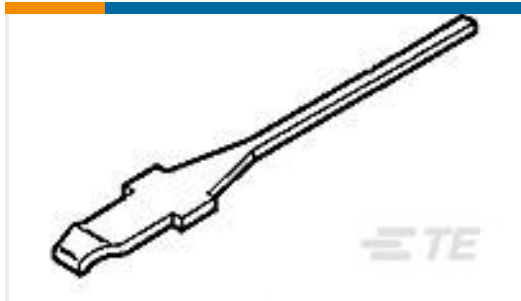
TE Part #54329-1
CONTACT,PWR LK,SRS1,LS PC,SLDR



TE Part #556136-2
CONT,AMPINNERGY WTW,LS PC,10-12



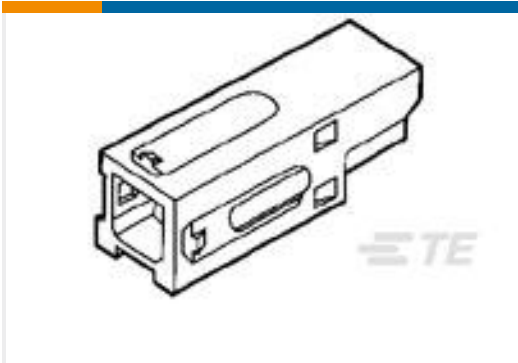
TE Part #556137-2
HSG,AMPINNERGY WTW,1 POS, BLACK



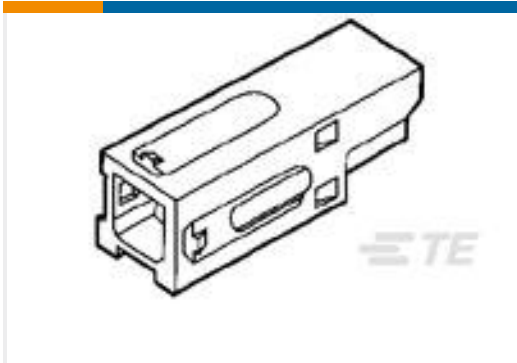
TE Part #54326-2
CONTACT,PWR LK,SRS1,LS PC,PSTD



TE Part #880061-5
AMP MODU IV CONTACT



TE Part #53894-1
HSG ASSY,PWR LK,SRS1,1 POS,WHT



TE Part #53894-6
HSG ASSY,PWR LK,SRS1,1 POS,BLU

Documents

Product Drawings

HSG ASSY,PWR LK,SRS1,1 POS,RED

English

CAD Files

3D PDF

English

Customer View Model

ENG_CVM_53894-4_L.3d_igs.zip

English

Customer View Model

ENG_CVM_53894-4_L.3d_stp.zip

English

Customer View Model

ENG_CVM_53894-4_L.2d_dxf.zip

English

By downloading the CAD file I accept and agree to the [Terms and Conditions](#) of use.

Product Specifications

Application Specification

English

Application Specification

Japanese

Power-Lock 75 Series Contacts

Japanese

Product Environmental Compliance



[MD_53894-4_0612201819_dmtec](#)

English

[MD_53894-4_0612201819_dmtec](#)

English

Instruction Sheets

[Instruction Sheet \(U.S.\)](#)

English

Agency Approvals

[Agency Approval Document](#)

English