

52430-3 ✓ ACTIVE

PIDG

TE Internal #: 52430-3

Ring Terminals & Spade Terminals, Spring Spade, 12 – 10 AWG


Wire Size, 3 – 6 mm<sup>2</sup> Wire Size, 5180 – 13100 CMA Wire Size, Stud

Size M3.5 / #6

[View on TE.com >](#)



Terminals & Splices > Ring Terminals & Spade Terminals > PIDG LONG SPRING SPADE TONGUE TERMINALS



Ring & Spade Terminal Type: **Spring Spade**

Wire Size: **5180 – 13100 CMA**

Stud Size: **#6, M3.5**

[All PIDG LONG SPRING SPADE TONGUE TERMINALS \(52\)](#)

### Features

#### Product Type Features

Shape Description	SPADE-031
Stud Size	#6, M3.5
Sealable	No
Wire Insulation Support Retention Type	Insulation Support

#### Configuration Features

Terminal Angle	180 °
----------------	-------

#### Electrical Characteristics

Voltage (Max)	300 V
---------------	-------

#### Body Features

Inspection Slot	No
-----------------	----

#### Contact Features

Ring & Spade Terminal Type	Spring Spade
Barrel Type	Closed



Terminal Orientation	Straight
----------------------	----------

Terminal Plating Material	Tin
---------------------------	-----

### Mechanical Attachment

Wire Insulation Support	With
-------------------------	------

### Dimensions

Wire Size	5180 – 13100 CMA
-----------	------------------

Stud Diameter	3.51 mm[.138 in]
---------------	------------------

Tongue Thickness	.79 mm[.031 in]
------------------	-----------------

Overall Product Length	28.7 mm[1.131 in]
------------------------	-------------------

Accepts Wire Insulation Diameter (Max)	6.35 mm[.25 in]
--	-----------------

Accepts Wire Insulation Diameter Range	3.81 – 6.35 mm[.15 – .25 in]
--	------------------------------

### Usage Conditions

Insulation Option	Partially Insulated
-------------------	---------------------

Operating Temperature Range	105 °C[221 °F]
-----------------------------	----------------

### Operation/Application

Compatible With Wire Base Material	Copper
------------------------------------	--------

Compatible With Wire Plating Material	Tin
---------------------------------------	-----

Heavy Duty	No
------------	----

### Industry Standards

Government Qualified	No
----------------------	----

### Packaging Features

Packaging Quantity	2500
--------------------	------

Packaging Method	Tape Mounted
------------------	--------------

### Product Compliance

[For compliance documentation, visit the product page on TE.com>](#)

EU RoHS Directive 2011/65/EU	Compliant
------------------------------	-----------

EU ELV Directive 2000/53/EC	Compliant
-----------------------------	-----------

China RoHS 2 Directive MIIT Order No 32, 2016	No Restricted Materials Above Threshold
---	---

EU REACH Regulation (EC) No. 1907/2006	Current ECHA Candidate List: JUNE 2022 (224) Candidate List Declared Against: JAN 2022 (223)
--	---

SVHC > Threshold:  
Not Yet Reviewed

Halogen Content

Low Halogen - Br, Cl, F, I < 900 ppm per homogenous material. Also BFR/CFR/PVC Free

Solder Process Capability

Not applicable for solder process capability

Product Compliance Disclaimer

This information is provided based on reasonable inquiry of our suppliers and represents our current actual knowledge based on the information they provided. This information is subject to change. The part numbers that TE has identified as EU RoHS compliant have a maximum concentration of 0.1% by weight in homogenous materials for lead, hexavalent chromium, mercury, PBB, PBDE, DBP, BBP, DEHP, DIBP, and 0.01% for cadmium, or qualify for an exemption to these limits as defined in the Annexes of Directive 2011/65/EU (RoHS2). Finished electrical and electronic equipment products will be CE marked as required by Directive 2011/65/EU. Components may not be CE marked. Additionally, the part numbers that TE has identified as EU ELV compliant have a maximum concentration of 0.1% by weight in homogenous materials for lead, hexavalent chromium, and mercury, and 0.01% for cadmium, or qualify for an exemption to these limits as defined in the Annexes of Directive 2000/53/EC (ELV). Regarding the REACH Regulation, the information TE provides on SVHC in articles for this part number is based on the latest European Chemicals Agency (ECHA) 'Guidance on requirements for substances in articles' posted at this URL: <https://echa.europa.eu/guidance-documents/guidance-on-reach>

## Compatible Parts



TE Part # 59824-1  
TETRA-CRIMP PIDG PG FASTON 22-10 ASSY



TE Part # 58433-3  
PRO CR ASSY, RBY IS9252



TE Part # 58423-1  
DIE, RBY IS9252



TE Part # 59239-4  
HHHT PIDG PG 12-10 ASSY



TE Part # 1SET191001R0000  
CRIMP-HT



TE Part # 1SET191002R0000  
TET CRIMP-HT




TE Part # 169404  
CERTI-LOK DIE

Also in the Series | **PIDG**



Compression Connectors(17)



Crimp Terminal Housings(1)



Crimp Wire Pins, Tabs & Ferrules(41)




Knife Disconnects(11)



PCB Terminals(9)



Portable Crimp Tools(2)



Quick Disconnects(53)



Ring Terminals & Spade Terminals(861)



Special Purpose Terminals(1)



Splices(48)

## Customers Also Bought



TE Part #52041-3  
TERMINAL,R PG 8 1/4



TE Part #1-480349-0  
01P CMNL PLUG HSG F/H NATL



TE Part #1060-16-0644  
PIN, SF, SIZE 16, 16-20, AU/SN



TE Part #2-34150-1  
PG R 22-16 COMM 22-18 MIL 1/4

## Documents

### Product Drawings

[TERMINAL,PIDG SPR SPD 12-10 6](#)

English

### CAD Files

Customer View Model

[ENG\\_CVM\\_CVM\\_52430-3\\_J.2d\\_dxf.zip](#)

English



### 3D PDF

3D

#### Customer View Model

[ENG\\_CVM\\_CVM\\_52430-3\\_J.3d\\_igs.zip](#)

English

#### Customer View Model

[ENG\\_CVM\\_CVM\\_52430-3\\_J.3d\\_stp.zip](#)

English

By downloading the CAD file I accept and agree to the [Terms and Conditions](#) of use.

---

### Datasheets & Catalog Pages

[RADIATION\\_RESISTANT\\_PRE-INSULATED\\_TERMINALS\\_SPLICES](#)

English

---

### Product Specifications

[Application Specification](#)

English