

53241-2 ✓ ACTIVE

PLASTI-GRIP

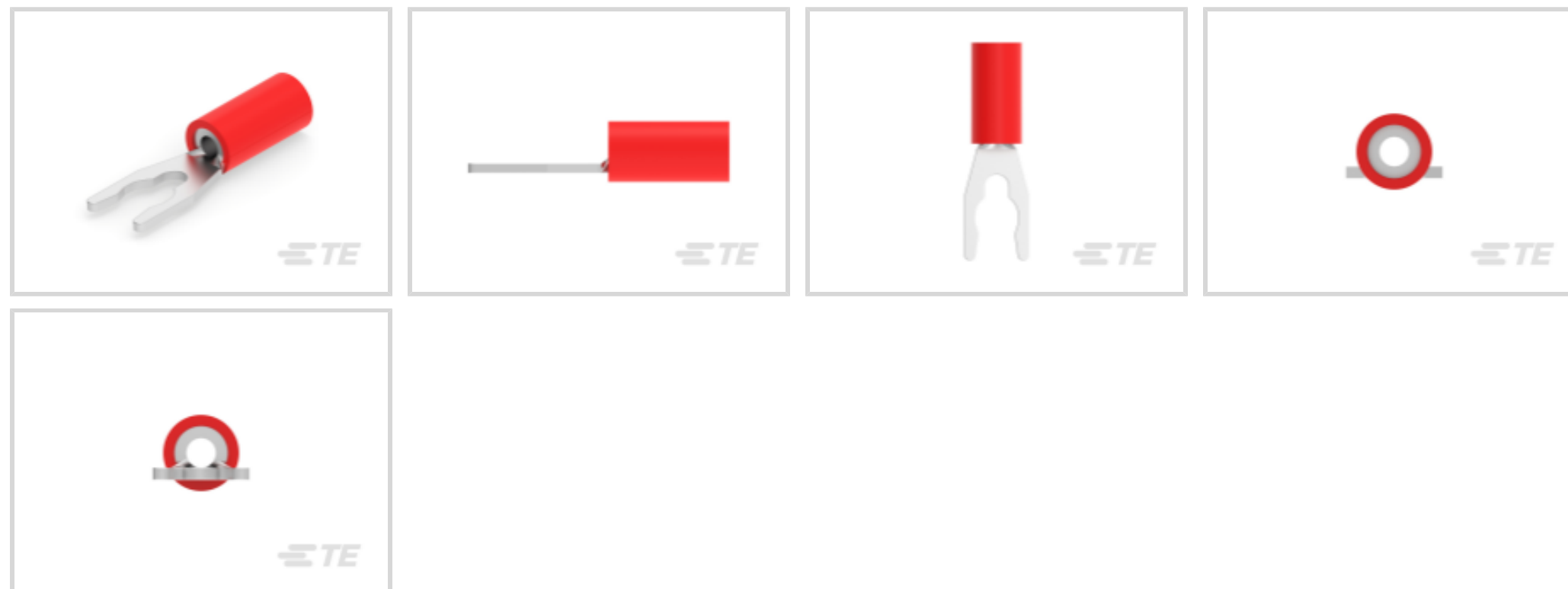
TE Internal #: 53241-2

Ring Terminals & Spade Terminals, Spring Spade, 22 AWG Wire Size, .3 – 1.42 mm² Wire Size, 509 – 3260 CMA Wire Size, Stud Size #8 / M4, PLASTI-GRIP

[View on TE.com >](#)



Terminals & Splices > Ring Terminals & Spade Terminals



Ring & Spade Terminal Type: **Spring Spade**

Wire Size: **509 – 3260 CMA**

Stud Size: **#8, M4**

Features

Product Type Features

Shape Description	SPADE-029
Stud Size	#8, M4
Sealable	No
Wire Insulation Support Retention Type	Insulation Support

Configuration Features

Terminal Angle	180 °
----------------	-------

Electrical Characteristics

Voltage (Max)	1000 V, 600 V
---------------	---------------

Body Features

Insulation Sleeve Color	Red
Stripe Color	Red

Contact Features

Ring & Spade Terminal Type	Spring Spade
Barrel Type	Closed
Terminal Orientation	Offset



Terminal Plating Material	Tin
---------------------------	-----

Mechanical Attachment

Wire Insulation Support	With
-------------------------	------

Dimensions

Wire Size	509 – 3260 CMA
Stud Diameter	4.17 mm[.164 in]
Tongue Thickness	.79 mm[.031 in]
Overall Product Length	22.15 mm[.872 in]
Accepts Wire Insulation Diameter (Max)	3.56 mm[.14 in]
Accepts Wire Insulation Diameter Range	2.67 – 3.56 mm[.105 – .14 in]

Usage Conditions

Insulation Option	Partially Insulated
Operating Temperature Range	105 °C[221 °F]

Operation/Application

Compatible With Wire Base Material	Copper
Compatible With Wire Plating Material	Tin
Heavy Duty	No

Industry Standards

Government Qualified	No
----------------------	----

Packaging Features

Packaging Quantity	5000
Packaging Method	Tape & Reel

Product Compliance

[For compliance documentation, visit the product page on TE.com>](#)

EU RoHS Directive 2011/65/EU	Compliant
EU ELV Directive 2000/53/EC	Compliant
China RoHS 2 Directive MIIT Order No 32, 2016	No Restricted Materials Above Threshold
EU REACH Regulation (EC) No. 1907/2006	Current ECHA Candidate List: JUNE 2022 (224) Candidate List Declared Against: JAN 2022 (223) SVHC > Threshold: Not Yet Reviewed



Halogen Content	Not Low Halogen - contains Br or Cl > 900 ppm.
-----------------	--

Solder Process Capability	Not applicable for solder process capability
---------------------------	--

Product Compliance Disclaimer

This information is provided based on reasonable inquiry of our suppliers and represents our current actual knowledge based on the information they provided. This information is subject to change. The part numbers that TE has identified as EU RoHS compliant have a maximum concentration of 0.1% by weight in homogenous materials for lead, hexavalent chromium, mercury, PBB, PBDE, DBP, BBP, DEHP, DIBP, and 0.01% for cadmium, or qualify for an exemption to these limits as defined in the Annexes of Directive 2011/65/EU (RoHS2). Finished electrical and electronic equipment products will be CE marked as required by Directive 2011/65/EU. Components may not be CE marked. Additionally, the part numbers that TE has identified as EU ELV compliant have a maximum concentration of 0.1% by weight in homogenous materials for lead, hexavalent chromium, and mercury, and 0.01% for cadmium, or qualify for an exemption to these limits as defined in the Annexes of Directive 2000/53/EC (ELV). Regarding the REACH Regulation, the information TE provides on SVHC in articles for this part number is based on the latest European Chemicals Agency (ECHA) 'Guidance on requirements for substances in articles' posted at this URL: <https://echa.europa.eu/guidance-documents/guidance-on-reach>

Compatible Parts



TE Part # 58433-3
PRO CR ASSY, RBY IS9252



TE Part # 58423-1
DIE, RBY IS9252



TE Part # 47386
DAHT PG PIDG 26-16 ASSY




TE Part # 47806-2
DIES PIDG 22-16 DIE SET



TE Part # 169404
CERTI-LOK DIE


Also in the Series | PLASTI-GRIP




Compression Connectors(3)



Crimp Wire Pins, Tabs & Ferrules(25)



Ring Terminals & Spade Terminals(537)



Special Purpose Terminals(1)



Splices(49)

Customers Also Bought



TE Part #2-34149-1
PG R 22-16 COMM 22-18 MIL 10



TE Part #53247-2
TERMINAL,PG SPR SPD 12-10 8



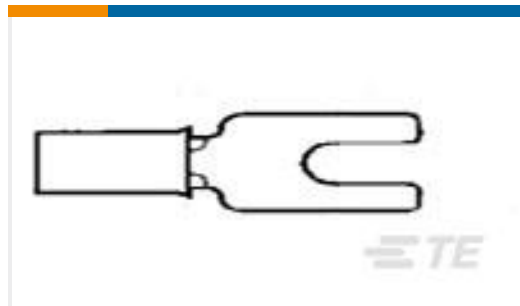
TE Part #2-34853-1
TERM,PG, R, 12-10, #8, T&R



TE Part #53244-2
TERMINAL,PG SPR SPD 16-14 8




TE Part #2-34164-2
TERMINAL,PG R 16-14 3/8




TE Part #2-327735-1
PG SPD 22-16 COMM 22-18 MIL 6




TE Part #42113-2
SPADE TERMINAL 12-10 AWG TPBR



TE Part #1-1986160-2



TE Part #1-1986160-3



TE Part #1-1986160-4

Documents

Product Drawings

[PG SPR SPD 22-16COMM 22-18MIL8](#)

English

CAD Files

[3D PDF](#)

English

Customer View Model

[ENG_CVM_53241-2_K1.2d_dxf.zip](#)



English

Customer View Model

[ENG_CVM_53241-2_K1.3d_igs.zip](#)

English

Customer View Model

[ENG_CVM_53241-2_K1.3d_stp.zip](#)

English

3D PDF

3D

Customer View Model

[ENG_CVM_CVM_53241-2_M.2d_dxf.zip](#)

English

Customer View Model

[ENG_CVM_CVM_53241-2_M.3d_igs.zip](#)

English

Customer View Model

[ENG_CVM_CVM_53241-2_M.3d_stp.zip](#)

English

By downloading the CAD file I accept and agree to the [Terms and Conditions](#) of use.

Product Specifications

[Application Specification](#)

English

Product Environmental Compliance

[MD_53241-2_112320122248](#)

English

[MD_53241-2_112320122248](#)

English

Agency Approvals

[UL Report](#)

English