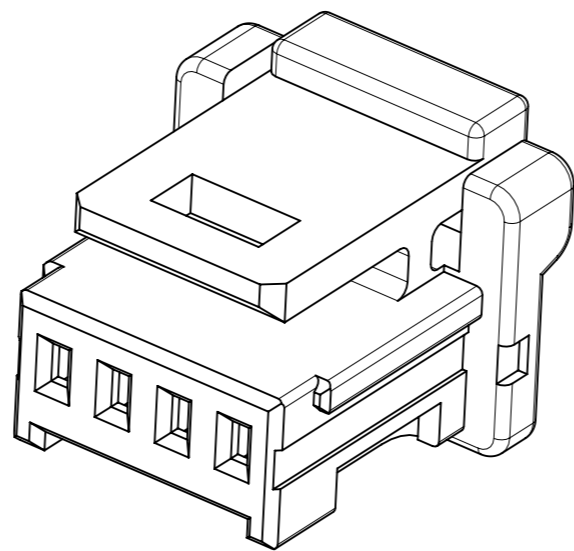
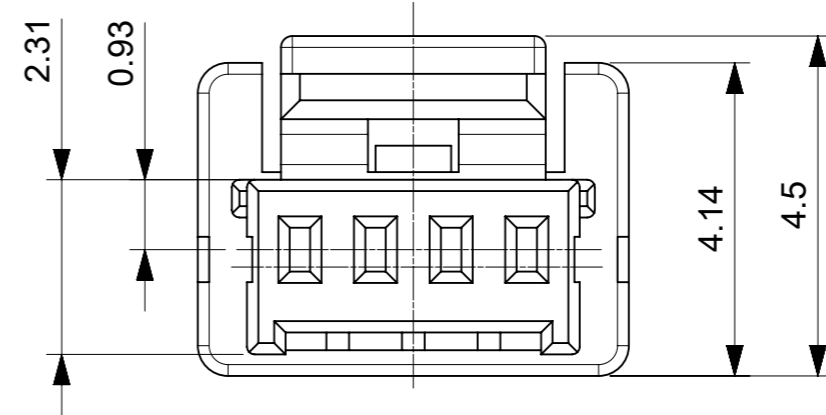
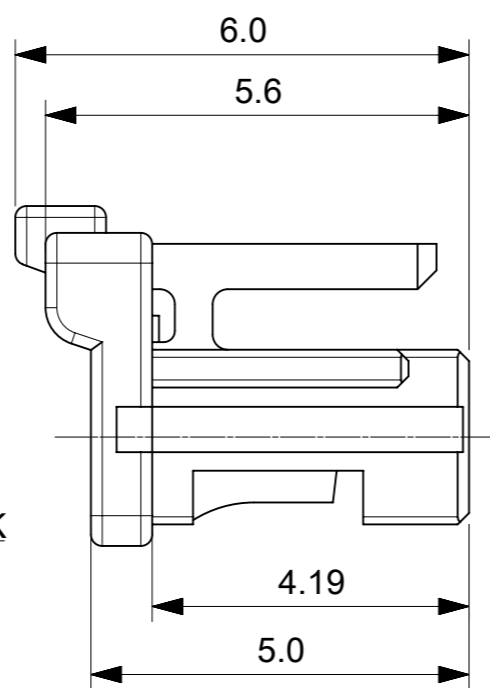
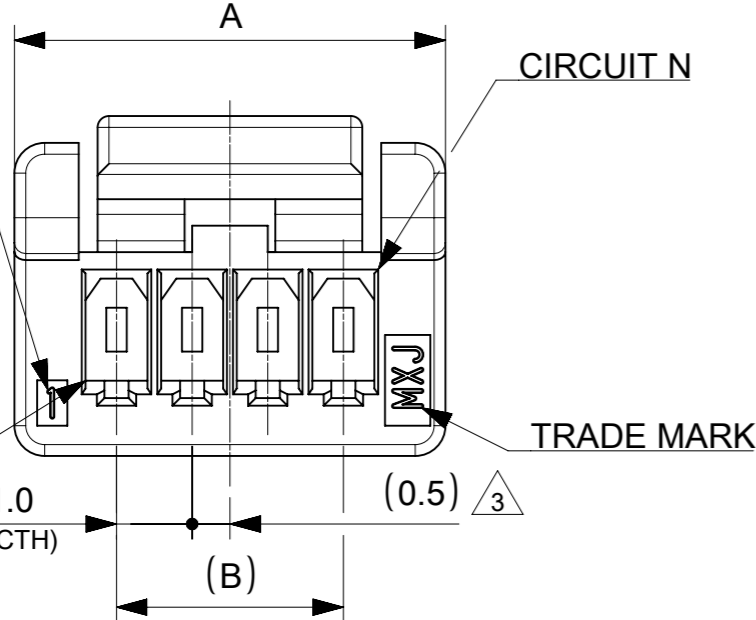
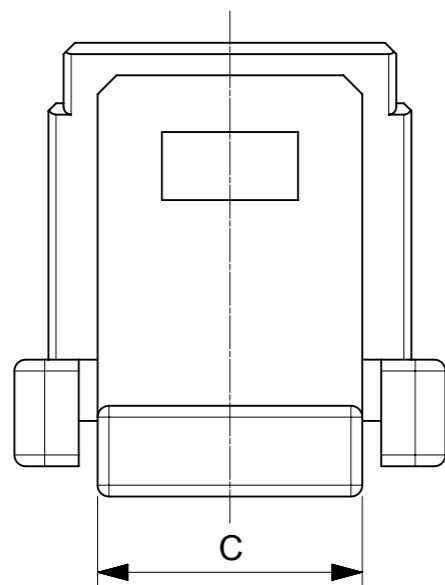


NOTES

- 1 材料：TABLE 1 参照
MATERIAL：SEE TABLE 1
- 2 本製品の適応嵌合相手及び各製品仕様書はSHEET 2 及び SHEET 3を御参照下さい。
REFER TO SHEET 2 OR SHEET 3 FOR MATE PARTNER AND EACH PRODUCT SPECIFICATION.
- 3 偶数極に適応
APPLY FOR EVEN CIRCUIT
- 4 発注番号：TABLE 2 参照
ORDER No.：SEE TABLE 2
- 5. 梱包仕様書：SPK-501939-001
PACKING SPECIFICATION：

501939 ** **

極数 CIRCUIT SIZE	ハウジングカラー HOUSING COLOR
	00:NATURAL(WHITE)
	31:BLACK



4 TABLE 2

			HOUSING COLOR		
			BLACK	NATURAL(WHITE)	
3.5	4.0	6.7	501939 0531	501939 0500	5
	3.0	5.7	501939 0431	501939 0400	4
2.5	2.0	4.7	501939 0331	501939 0300	3
C	B	A	発注番号 ORDER No.		極数 CIRCUIT SIZE
極数別 寸法 DIMENSION			梱包形態：ポリ袋 PACKAGE:POLYBAG		

1 TABLE 1

部品 PART	材質 MATERIAL
ハウジング HOUSING	ポリアミド(PA), UL94V-0, LOW HALOGEN, 色：SEE TABLE 2 POLYAMIDE(PA), UL94V-0, LOW HALOGEN, COLOR：SEE TABLE 2

DOCUMENT STATUS	P1	RELEASE DATE	2020/06/19	11:24:39
-----------------	----	--------------	------------	----------

THIS DRAWING CONTAINS INFORMATION THAT IS PROPRIETARY TO MOLEX ELECTRONIC TECHNOLOGIES, LLC AND SHOULD NOT BE USED WITHOUT WRITTEN PERMISSION

DIMENSION UNITS	SCALE	CURRENT REV DESC:		molex		
mm	NTS					
GENERAL TOLERANCES (UNLESS SPECIFIED)		EC NO: 639499		PICO-CLASP 1.0 W/B SINGLE ROW REC HSG OUTER LOCK		
ANGULAR TOL ± 3.0°		DRWN: AISHIKAWA 2020/06/15		PRODUCT CUSTOMER DRAWING		
4 PLACES ± 0.2		CHK'D: AIDA 2020/06/19		DOCUMENT NUMBER		
3 PLACES ± 0.2		APPR: SAKIYAMA 2020/06/19		DOC TYPE DOC PART REVISION		
2 PLACES ± 0.2		INITIAL REVISION:		5019390000-SD PSD 000 D		
1 PLACE ± 0.2		DRWN: AISHIKAWA 2019/03/15				
0 PLACES ± 0.2		APPR: KOMURAKAMI 2019/04/03				
DRAFT WHERE APPLICABLE MUST REMAIN WITHIN DIMENSIONS		THIRD ANGLE PROJECTION	DRAWING	SERIES	MATERIAL NUMBER	CUSTOMER
			A3-SIZE	501939		SHEET NUMBER
						1 OF 3

△ 2 適応製品及び各種仕様書 (標準仕様)
APPLICABLE PRODUCTS AND VARIOUS SPECIFICATIONS (STANDARD TYPE)

適応圧着端子 APPLY CRIMP TERMINAL	PART NUMBER	PLATING TYPE		WIRE SIZE(AWG)
	501334 0000	TIN (THICKNESS) 【MICRO-METER MIN.】	1.0	#28 - #32
	501193 7000	GOLD (THICKNESS) 【MICRO-METER MIN.】	0.1	
	501193 8000		0.38	
	501193 9000		0.76	

列 ROW	SINGLE								
	SMT				SMT				
適応嵌合相手 MATE WITH	VERTICAL	RIGHT ANGLE	VERTICAL	RIGHT ANGLE	VERTICAL	RIGHT ANGLE	VERTICAL	RIGHT ANGLE	
	TIN (THICKNESS) 【MICRO-METER MIN】	TIN (THICKNESS) 【MICRO-METER MIN】	GOLD (THICKNESS) 【MICRO-METER MIN】	GOLD (THICKNESS) 【MICRO-METER MIN】					
	1.0	1.0	0.1	0.38	0.76	0.1	0.38	0.76	
シリーズ番号 SERIES No.	501940 **07	501953 **07	501940 **03	203560 **03	203561 **03	501953 **05	203562 **05	203563 **05	
製品仕様書 PRODUCT SPECIFICATION	PS-501940-001				5019390000-PS 001				
取扱説明書 APPLICATION SPECIFICATION	5013300000-AS 000								

※製品嵌合図は各"適応嵌合相手"図面参照のこと
 MATING VIEW:REFER TO EACH "MATE WITH" PART DRAWING.

THIS DRAWING CONTAINS INFORMATION THAT IS PROPRIETARY TO MOLEX ELECTRONIC TECHNOLOGIES, LLC AND SHOULD NOT BE USED WITHOUT WRITTEN PERMISSION										
DIMENSION UNITS	SCALE	CURRENT REV DESC:						molex		
mm	NTS									
GENERAL TOLERANCES (UNLESS SPECIFIED)		EC NO: 639499						PICO-CLASP 1.0 W/B SINGLE ROW REC HSG OUTER LOCK		
ANGULAR TOL	± 3.0 °	DRWN: AISHIKAWA 2020/06/15						PRODUCT CUSTOMER DRAWING		
4 PLACES	± 0.2	CHK'D: AIDA 2020/06/19						DOCUMENT NUMBER		
3 PLACES	± 0.2	APPR: SAKIYAMA 2020/06/19						5019390000-SD		
2 PLACES	± 0.2	INITIAL REVISION:						DOC TYPE	DOC PART	REVISION
1 PLACE	± 0.2	DRWN: AISHIKAWA 2019/03/15						PSD	000	D
0 PLACES	± 0.2	APPR: KOMURAKAMI 2019/04/03								
DRAFT WHERE APPLICABLE MUST REMAIN WITHIN DIMENSIONS	THIRD ANGLE PROJECTION	DRAWING	SERIES	MATERIAL NUMBER	CUSTOMER	SHEET NUMBER				
		A3-SIZE	501939			2 OF 3				

△ 2 適応製品及び各種仕様書 (ローハロゲン仕様)
 APPLICABLE PRODUCTS AND VARIOUS SPECIFICATIONS (LOW HALOGEN TYPE)

列 ROW	SINGLE									
	SMT				SMT					
	VERTICAL		RIGHT ANGLE		VERTICAL		RIGHT ANGLE			
	TIN (THICKNESS) 【MICRO-METER MIN】		TIN (THICKNESS) 【MICRO-METER MIN】		GOLD (THICKNESS) 【MICRO-METER MIN】		GOLD (THICKNESS) 【MICRO-METER MIN】			
適応嵌合相手 MATE WITH	1.0		1.0		0.1	0.38	0.76	0.1	0.38	0.76
シリーズ番号 SERIES No.	208383 ***9		208385 ***9		208383 ***7	208383 ***5	208383 ***3	208385 ***7	208385 ***5	208385 ***3
製品仕様書 PRODUCT SPECIFICATION	5019390000-PS 002				5019390000-PS 003					
取扱説明書 APPLICATION SPECIFICATION	5013300000-AS 001									

- ※製品嵌合図は各"適応嵌合相手"図面参照のこと
 MATING VIEW:REFER TO EACH "MATE WITH" PART DRAWING.
- ※適応圧着端子は標準仕様と共通になります
 THE APPLICABLE CRIMP TERMINAL ARE THE SAME THE STANDARD.

THIS DRAWING CONTAINS INFORMATION THAT IS PROPRIETARY TO MOLEX ELECTRONIC TECHNOLOGIES, LLC AND SHOULD NOT BE USED WITHOUT WRITTEN PERMISSION										
DIMENSION UNITS	SCALE	CURRENT REV DESC:						molex		
mm	NTS									
GENERAL TOLERANCES (UNLESS SPECIFIED)								PICO-CLASP 1.0 W/B SINGLE ROW REC HSG OUTER LOCK		
ANGULAR TOL	± 3.0 °									
4 PLACES	± 0.2	EC NO: 639499						PRODUCT CUSTOMER DRAWING		
3 PLACES	± 0.2	DRWN: AISHIKAWA	2020/06/15							
2 PLACES	± 0.2	CHK'D: AIDA	2020/06/19				DOCUMENT NUMBER 5019390000-SD			
1 PLACE	± 0.2	APPR: SAKIYAMA	2020/06/19							
0 PLACES	± 0.2	INITIAL REVISION:				DOC TYPE PSD		DOC PART 000		
		DRWN: AISHIKAWA		2019/03/15						REVISION D
		APPR: KOMURAKAMI		2019/04/03						
DRAFT WHERE APPLICABLE MUST REMAIN WITHIN DIMENSIONS		THIRD ANGLE PROJECTION	DRAWING	SERIES	MATERIAL NUMBER	CUSTOMER	SHEET NUMBER			
			A3-SIZE	501939			3 OF 3			