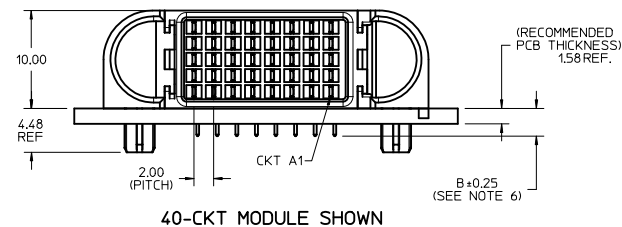
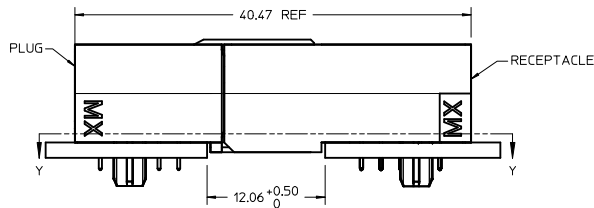


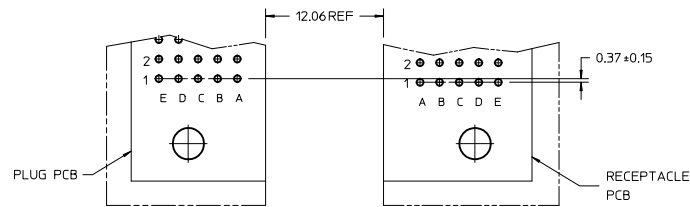
P/N: 46436-3126 SHOWN



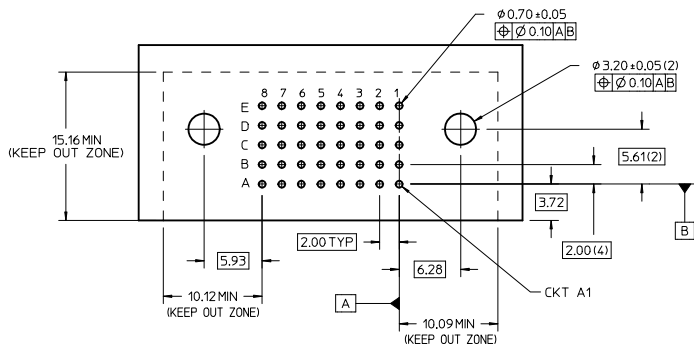
40-CKT MODULE SHOWN



MATING PROFILE



PARTIAL VIEW SECTION Y-Y
PLUG PCB LAYOUT vs. RECEPTACLE PCB LAYOUT



RECOMMENDED PCB LAYOUT AND KEEP OUT ZONE

NOTES:

- MATERIAL:**
 -HOUSINGS: LCP, UL-94, V-0, COLOR: BLACK.
 -TERMINALS: COPPER ALLOY.
 -PLATING: 0.000127/0.000050 NICKEL OVERALL WITH 0.00254/0.000100 SELECTIVE TIN ON TAILS, AND 0.000762/0.000030 SELECTIVE GOLD ON CONTACT AREA.
- PACKAGING ASSEMBLIES TO BE TRAY PACKED PER PACKAGING SPEC: PK-46562-XXX.**
- PRODUCT SPEC: PS-46436-100.**
- APPLICATION SPEC: AS-46436-100.**
- ASSEMBLY MATES WITH PLUG SERIES 46437-31***, PLEASE CONTACT MOLEX FOR DETAILS.**
- PIN TAIL LENGTH: FOR PRESS-FIT B=2.50MM (REQUIRED MIN. 1.58MM PCB THICKNESS), FOR SOLDER TAIL B=2.84MM.**

RELEASED EC NO. UCP2011-2352 DRAWN BY: CHYDKLEE01 APPR: RNELSON 2011/04/04 2011/04/04 2011/06/08	QUALITY SYMBOLS	GENERAL TOLERANCES (UNLESS SPECIFIED)	DIMENSION STYLE	SCALE	DESIGN UNITS	THIRD ANGLE PROJECTION	
		mm INCH	MM ONLY	4:1	METRIC		
		4 PLACES ± --- ± ---	DRAWN BY DATE	RA RECEPTACLE SIGNAL MODULE TEN60 POWER FAMILY MOLEX INCORPORATED MATERIAL NO. SEE CHART DOCUMENT NO. SD-46436-3120 SHEET NO. 1 OF 1			
		3 PLACES ± --- ± ---	CHECKED BY DATE				
	2 PLACES ± 0.25 ± ---	APPROVED BY DATE					
	1 PLACE ± 0.25 ± ---	ANGULAR ±1/2°					
	DRAFT WHERE APPLICABLE MUST REMAIN WITHIN DIMENSIONS	SIZE D					