

42415-1 ✓ ACTIVE

FASTON | FASTON 110

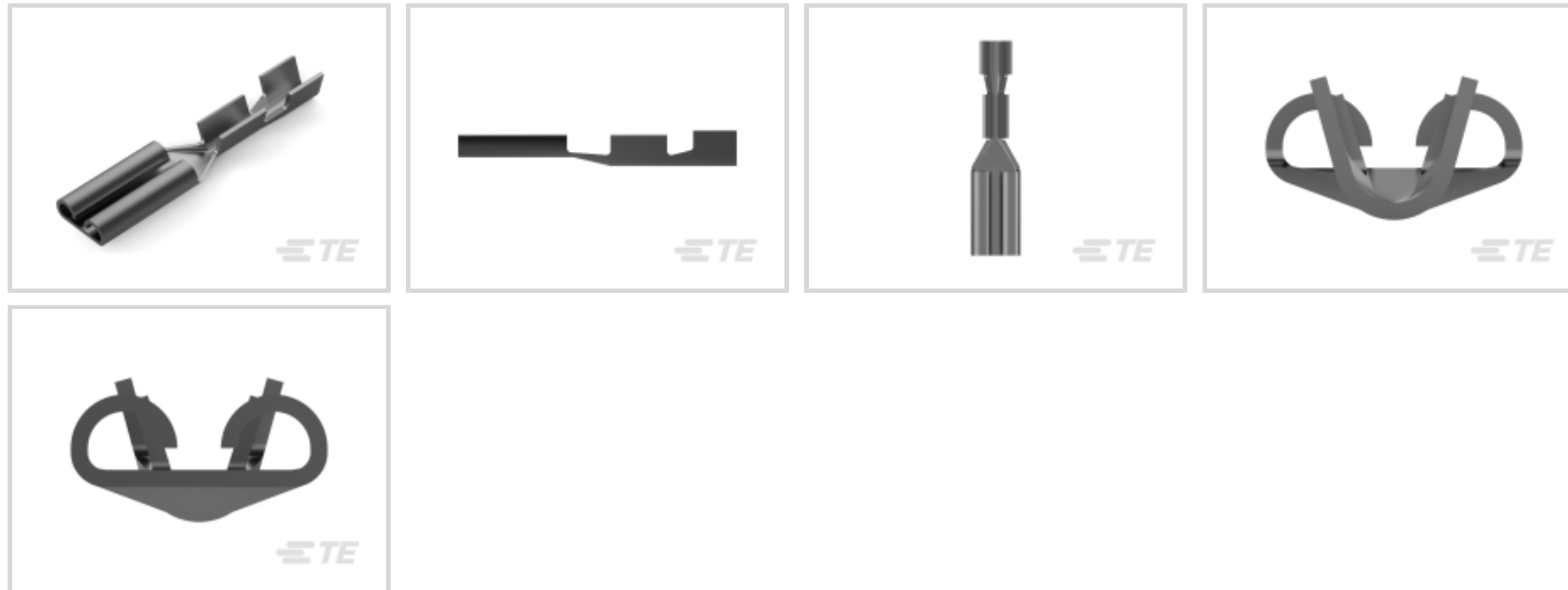
TE Internal #: 42415-1

Quick Disconnects, Receptacle, 24 – 22 AWG Wire Size, .2 – .35 mm² Wire Size, 404 – 643 CMA Wire Size, Mating Tab Width .11 in [2.8 mm], FASTON 110

[View on TE.com >](#)



Terminals & Splices > Quick Disconnects



Quick Disconnect Terminal Type: **Receptacle**

Wire Size: **404 – 643 CMA**

Mating Tab Width: **2.8 mm [.11 in]**

Features

Product Type Features

| | |
|-----------------|--------------|
| Terminates To | Wire & Cable |
| Wire Stop | No |
| Wire/Cable Type | Regular Wire |
| Sealable | No |

Configuration Features

| | |
|---------------------|--------|
| Connection Capacity | Single |
|---------------------|--------|

Contact Features

| | |
|--------------------------------|-----------------|
| Quick Disconnect Terminal Type | Receptacle |
| Mating Tab Width | 2.8 mm[.11 in] |
| Mating Tab Thickness | .41 mm[.016 in] |
| Terminal Orientation | Straight |
| Contact Base Material | Brass |
| Terminal Plating Material | Tin |
| Crimp Type | F-Crimp |
| Barrel Type | Open |



Mechanical Attachment

| | |
|-------------------------|--------|
| Mating Retention Type | Dimple |
| Wire Insulation Support | With |

Dimensions

| | |
|--|-------------------------------|
| Accepts Wire Insulation Diameter Range | 1.01 – 1.52 mm [.04 – .06 in] |
| Overall Length | 16.13 mm [.635 in] |
| Receptacle Terminal Stock Thickness | .25 mm [.01 in] |
| Wire Size | 404 – 643 CMA |

Usage Conditions

| | |
|-----------------------------|-----------------------------|
| Insulation Option | Uninsulated |
| Operating Temperature Range | -40 – 105 °C [-40 – 221 °F] |

Industry Standards

| | |
|-----------|--------|
| UL Rating | Listed |
|-----------|--------|

Packaging Features

| | |
|--------------------|-------|
| Packaging Quantity | 15000 |
| Packaging Method | Reel |

Product Compliance

[For compliance documentation, visit the product page on TE.com>](#)

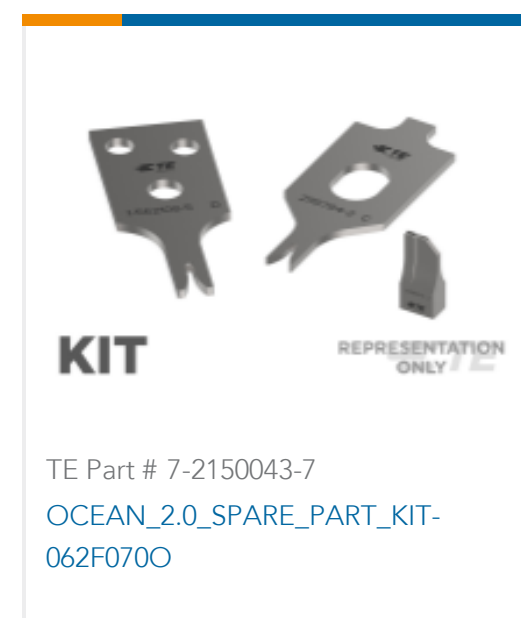
| | |
|---|--|
| EU RoHS Directive 2011/65/EU | Compliant |
| EU ELV Directive 2000/53/EC | Compliant |
| China RoHS 2 Directive MIIT Order No 32, 2016 | No Restricted Materials Above Threshold |
| EU REACH Regulation (EC) No. 1907/2006 | Current ECHA Candidate List: JUNE 2022 (224) Candidate List Declared Against: JAN 2022 (223) SVHC > Threshold: Not Yet Reviewed |
| Halogen Content | Low Halogen - Br, Cl, F, I < 900 ppm per homogenous material. Also BFR/CFR/PVC Free |
| Solder Process Capability | Not applicable for solder process capability |

Product Compliance Disclaimer

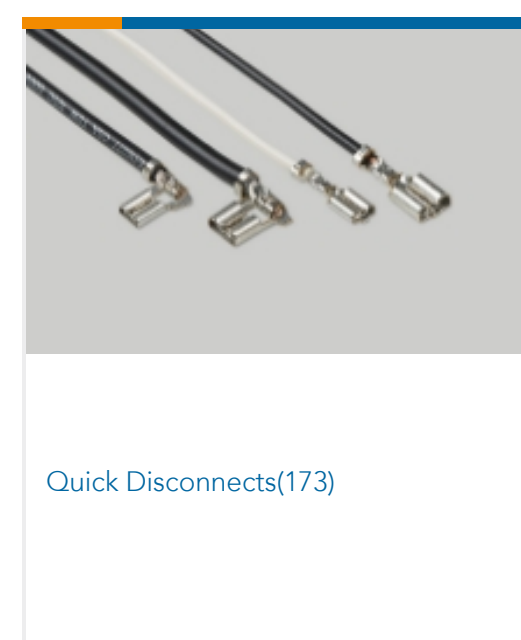

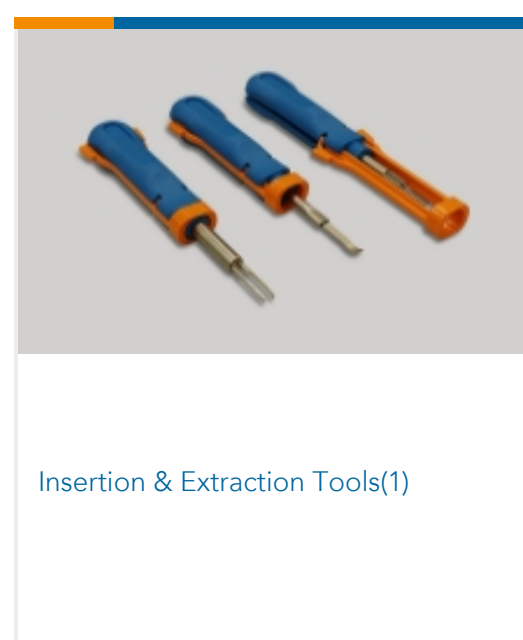
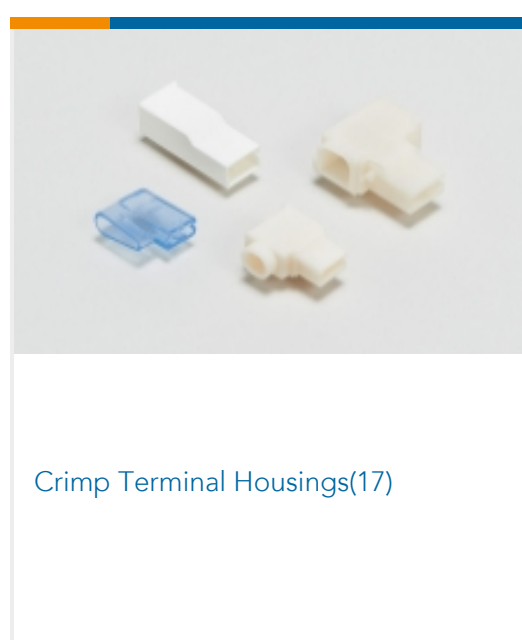
This information is provided based on reasonable inquiry of our suppliers and represents our current actual knowledge based on the information they provided. This information is subject to change. The part numbers that TE has identified as

EU RoHS compliant have a maximum concentration of 0.1% by weight in homogenous materials for lead, hexavalent chromium, mercury, PBB, PBDE, DBP, BBP, DEHP, DIBP, and 0.01% for cadmium, or qualify for an exemption to these limits as defined in the Annexes of Directive 2011/65/EU (RoHS2). Finished electrical and electronic equipment products will be CE marked as required by Directive 2011/65/EU. Components may not be CE marked. Additionally, the part numbers that TE has identified as EU ELV compliant have a maximum concentration of 0.1% by weight in homogenous materials for lead, hexavalent chromium, and mercury, and 0.01% for cadmium, or qualify for an exemption to these limits as defined in the Annexes of Directive 2000/53/EC (ELV). Regarding the REACH Regulation, the information TE provides on SVHC in articles for this part number is based on the latest European Chemicals Agency (ECHA) 'Guidance on requirements for substances in articles' posted at this URL: <https://echa.europa.eu/guidance-documents/guidance-on-reach>

Compatible Parts



Also in the Series | FASTON 110



Customers Also Bought



TE Part #36254
PIDG R 22-16COMM 22-18MIL .128



TE Part #2-32951-1
PG R 22-16 COMM 22-18 MIL 8



TE Part #6-146281-0
10 MODII HDR SRST B/A .100CL



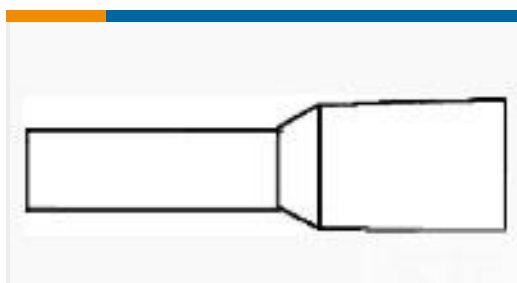
TE Part #7-2176088-3
RP 1J 0.166W 5K11 0.1% 25PPM 1K RL



TE Part #120953-5
UPM EXPANDED RCPT ASSEMBLY



TE Part #52043-3
TERMINAL R PG 4 1/4



TE Part #1-966066-1
ADERENDHUELSE L RT



TE Part #130446
PIDG RING

Documents

Product Drawings

110 FASTON REC 24-22 AWG TPBR

English

CAD Files

Customer View Model

[ENG_CVM_CVM_42415-1_BC.2d_dxf.zip](#)

English

3D PDF

3D

Customer View Model

[ENG_CVM_CVM_42415-1_BC.3d_igs.zip](#)

English

Customer View Model

[ENG_CVM_CVM_42415-1_BC.3d_stp.zip](#)

English

By downloading the CAD file I accept and agree to the [Terms and Conditions](#) of use.

Datasheets & Catalog Pages

82004 FASTON Terminals (Insulated and Uninsulated) Catalog - FASTON Receptacles Section

English

Product Specifications

Application Specification

English

Application Specification

English



Wire Preparation And Crimp Inspection Guide

English

Product Environmental Compliance

TE Material Declaration

English