



HPI

TE Internal #: 440129-9

Housing, Receptacle, Wire-to-Board, 9 Position, 2 mm [.079 in]
Centerline, Crimp, 1 Row, Natural, Mating Retention, Wire & Cable,
Power & Signal, HPI

[View on TE.com >](#)

Connectors > PCB Connectors > Wire-to-Board Connectors > Wire-to-Board Connector Assemblies & Housings >

AMP HPI 2.0MM RECEPTACLE HOUSINGS



Connector Product Type: **Housing**

Connector & Housing Type: **Receptacle**

Connector System: **Wire-to-Board**

Number of Positions: **9**

Centerline (Pitch): **2 mm [.079 in]**

[All AMP HPI 2.0MM RECEPTACLE HOUSINGS \(60\)](#)

Features

Product Type Features

Connector Product Type	Housing
Connector & Housing Type	Receptacle
Connector System	Wire-to-Board
Sealable	No
Connector & Contact Terminates To	Wire & Cable

Configuration Features

Number of Positions	9
Number of Rows	1

Electrical Characteristics

Dielectric Withstanding Voltage (Max)	1000 VAC
Insulation Resistance	1000 MΩ
Operating Voltage	250 VAC



Contact Features

Contact Layout	Inline
Contact Type	Socket
Contact Base Material	Copper Alloy
Contact Current Rating (Max)	3 A

Termination Features

Termination Method to Wire & Cable	Crimp
------------------------------------	-------

Mechanical Attachment

Strain Relief	Without
Panel Mount Feature	Without
PCB Mount Retention	Without
Mating Retention Type	Detent
Mating Retention	With
Connector Mounting Type	Cable Mount (Free-Hanging)

Housing Features

Housing Entry Configuration	Both Ends Closed
Housing Material	Thermoplastic
Centerline (Pitch)	2 mm [.079 in]
Housing Color	Natural

Dimensions

Connector Length	19.8 mm [.78 in]
Connector Height	4.5 mm [.177 in]
Connector Width	6.9 mm [.272 in]
Accepts Wire Insulation Diameter Range	.9 – 1.5 mm [.035 – .059 in]
Wire Size	.05 – .22 mm ²

Usage Conditions

Operating Temperature Range	-25 – 85 °C [-13 – 185 °F]
-----------------------------	----------------------------

Operation/Application

Circuit Application	Power & Signal
---------------------	----------------

Industry Standards

Glow Wire Rating	Standard Part - Not Glow Wire
------------------	-------------------------------



UL Flammability Rating

UL 94V-0

Packaging Features

Packaging Quantity

1000

Packaging Method

Bag/Carton

Product Compliance

[For compliance documentation, visit the product page on TE.com>](#)

EU RoHS Directive 2011/65/EU

Compliant

EU ELV Directive 2000/53/EC

Compliant

China RoHS 2 Directive MIIT Order No 32, 2016

No Restricted Materials Above Threshold

EU REACH Regulation (EC) No. 1907/2006

Current ECHA Candidate List: JUNE 2022 (224)
 Candidate List Declared Against: JUNE 2022 (224)
 Does not contain REACH SVHC

Halogen Content

Low Halogen - Br, Cl, F, I < 900 ppm per homogenous material. Also BFR/CFR/PVC Free

Solder Process Capability

Not applicable for solder process capability


Product Compliance Disclaimer

This information is provided based on reasonable inquiry of our suppliers and represents our current actual knowledge based on the information they provided. This information is subject to change. The part numbers that TE has identified as EU RoHS compliant have a maximum concentration of 0.1% by weight in homogenous materials for lead, hexavalent chromium, mercury, PBB, PBDE, DBP, BBP, DEHP, DIBP, and 0.01% for cadmium, or qualify for an exemption to these limits as defined in the Annexes of Directive 2011/65/EU (RoHS2). Finished electrical and electronic equipment products will be CE marked as required by Directive 2011/65/EU. Components may not be CE marked. Additionally, the part numbers that TE has identified as EU ELV compliant have a maximum concentration of 0.1% by weight in homogenous materials for lead, hexavalent chromium, and mercury, and 0.01% for cadmium, or qualify for an exemption to these limits as defined in the Annexes of Directive 2000/53/EC (ELV). Regarding the REACH Regulation, the information TE provides on SVHC in articles for this part number is based on the latest European Chemicals Agency (ECHA) 'Guidance on requirements for substances in articles' posted at this URL: <https://echa.europa.eu/guidance-documents/guidance-on-reach>

Compatible Parts



Also in the Series | HPI



PCB Headers & Receptacles(362)



Wire-to-Board Connector Assemblies
& Housings(139)



Wire-to-Board Connector Contacts(2)

Customers Also Bought



TE Part #440129-6
AMP HPI 2.0MM RECEPTACLE
HOUSINGS




TE Part #440054-2
AMP HPI 2.0MM HEADERS




TE Part #1735801-1
2.0mm,Crimp,Contact



TE Part #6-1393239-0
RT214615



TE Part #1-215079-0
MICRO-MATCH FOB.10P



TE Part #YAFD57-14-4SWC0120
PLUG ASSY

Documents

Product Drawings

2.0MM,HSG,9POS

English

CAD Files

3D PDF

3D

Customer View Model

[ENG_CVM_CVM_440129-9_C.2d_dxf.zip](#)

English

Customer View Model

[ENG_CVM_CVM_440129-9_C.3d_igs.zip](#)

English

Customer View Model

[ENG_CVM_CVM_440129-9_C.3d_stp.zip](#)



English

By downloading the CAD file I accept and agree to the [Terms and Conditions](#) of use.

Datasheets & Catalog Pages

[HPI Connectors QRG](#)

English

Product Specifications

[Application Specification](#)

English

Agency Approvals

[UL Report](#)

English