



AMP CT


TE Internal #: 4-173977-3

Connector Assembly, Receptacle, Wire-to-Board, 3 Position, 2 mm [.079 in] Centerline, Insulation Displacement (IDC), 1 Row, Yellow, AMP CT

[View on TE.com >](#)

Connectors > PCB Connectors > Wire-to-Board Connectors > Wire-to-Board Connector Assemblies & Housings >

AMP COMMON TERMINATION HOUSINGS



Connector Product Type: **Connector Assembly**

Connector & Housing Type: **Receptacle**

Connector System: **Wire-to-Board**

Number of Positions: **3**

Centerline (Pitch): **2 mm [.079 in]**

[All AMP COMMON TERMINATION HOUSINGS \(176\)](#)

Features

Product Type Features

Connector Product Type	Connector Assembly
Connector & Housing Type	Receptacle
Connector System	Wire-to-Board
Sealable	No
Connector & Contact Terminates To	Wire & Cable

Configuration Features

Number of Positions	3
Number of Rows	1

Electrical Characteristics

Termination Resistance	3 mΩ
------------------------	------

Contact Features

Contact Current Rating (Max)	2 A
------------------------------	-----

Termination Features

Termination Method to Wire & Cable	Insulation Displacement (IDC)
------------------------------------	-------------------------------

Mechanical Attachment

--	--



Mating Retention	Without
Connector Mounting Type	Cable Mount (Free-Hanging)

Housing Features

Housing Material	PBT GF
Centerline (Pitch)	2 mm [.079 in]
Housing Color	Yellow

Dimensions

2 in

Usage Conditions

Operating Temperature Range	-30 – 105 °C [-22 – 221 °F]
-----------------------------	-----------------------------

Operation/Application

Circuit Application	Power & Signal
---------------------	----------------

Product Compliance

[For compliance documentation, visit the product page on TE.com>](#)

EU RoHS Directive 2011/65/EU	Compliant
EU ELV Directive 2000/53/EC	Compliant
China RoHS 2 Directive MIIT Order No 32, 2016	No Restricted Materials Above Threshold
EU REACH Regulation (EC) No. 1907/2006	Current ECHA Candidate List: JUNE 2022 (224) Candidate List Declared Against: JUL 2021 (219) SVHC > Threshold: Not Yet Reviewed
Halogen Content	Not Low Halogen - contains Br or Cl > 900 ppm.
Solder Process Capability	Not applicable for solder process capability

Product Compliance Disclaimer

This information is provided based on reasonable inquiry of our suppliers and represents our current actual knowledge based on the information they provided. This information is subject to change. The part numbers that TE has identified as EU RoHS compliant have a maximum concentration of 0.1% by weight in homogenous materials for lead, hexavalent chromium, mercury, PBB, PBDE, DBP, BBP, DEHP, DIBP, and 0.01% for cadmium, or qualify for an exemption to these limits as defined in the Annexes of Directive 2011/65/EU (RoHS2). Finished electrical and electronic equipment products will be CE marked as required by Directive 2011/65/EU. Components may not be CE marked. Additionally, the part numbers that TE has identified as EU ELV compliant have a maximum concentration of 0.1% by weight in homogenous materials for lead, hexavalent chromium, and mercury, and 0.01% for cadmium, or qualify for an exemption to these limits as defined in the Annexes of Directive 2000/53/EC (ELV). Regarding the REACH Regulation, the information TE provides on SVHC in articles for this part number is based on the latest European Chemicals Agency (ECHA) 'Guidance on requirements for substances in articles' posted at this URL: <https://echa.europa.eu/guidance-documents/guidance-on-reach>

Compatible Parts



TE Part # CAT-3984552-BHTHVS
CT Box Header SMT: Vert, Shrouded



TE Part # CAT-AM7017-H342
AMP COMMON TERMINATION HEADERS



TE Part # CAT-3980407-RHRRRA
CT 2mm Header Assembly: Right Angle



TE Part # CAT-3983178-PHBXVD
CT 2mm Post Header Asmbly: Box V DIP



TE Part # 58074-1
MTA 50/100/156 MANUAL TOOL FRAME



TE Part # 58372-1
HEAD (IDC) 2MM C.T. W/O TL



TE Part # 292156-3
CT RELAY HDR ASSY FREE HANGING



TE Part # 4-292156-3
CT RELAY HDR ASSY FREE HANGING



TE Part # 4-292133-3
CT P/HDR ASSY BOX V 3P W/O KIN



TE Part # 4-292161-3
CT P/HDR ASSY V 3P W/KINK YELL



TE Part # 4-292250-3
CT P/HDR BOX H ASSY 3P W/KINK




TE Part # 4-292130-3
CT P/HDR BOX-H 3P SHORT W/KINK



TE Part # 4-292145-3
CT P/HDR ASSY V 3P W/O KINK YE



TE Part # 4-292165-3
CT P/HDR BOX V 3P T/P YELLOW



TE Part # 4-292170-3
CT P/HDR ASSY 3P V W/O KINK T



TE Part # 4-292254-3
CT RELAY HDR ASSY 3P YELLOW




TE Part # 911790-1
WEZAG PISTOL GRIP TOOL

Also in the Series | AMP CT



PCB Connector Mounting(46)




PCB Headers & Receptacles(756)

Wire-to-Board Connector Assemblies
& Housings(257)

Wire-to-Board Connector Contacts(8)

Customers Also Bought

TE Part #173977-6
AMP COMMON TERMINATION
HOUSINGSTE Part #292254-8
CT RELAY HDR ASSY 8P NAT

Documents

CAD Files

Customer View Model

[ENG_CVM_CVM_4-173977-3_M.2d_dxf.zip](#)

English

3D PDF

3D

Customer View Model

[ENG_CVM_CVM_4-173977-3_M.3d_igs.zip](#)

English

Customer View Model

[ENG_CVM_CVM_4-173977-3_M.3d_stp.zip](#)

English

By downloading the CAD file I accept and agree to the [Terms and Conditions](#) of use.

Datasheets & Catalog Pages

[2.0MM_AMP_CT_CONNECTOR_SERIES_QUICK_REF_GUIDE](#)

English

Product Specifications

[Application Specification](#)

English

Product Environmental Compliance

[MD_4-173977-3_01052017147_dmtec](#)



English

[MD_4-173977-3_01052017147_dmtec](#)

English

Instruction Sheets

[MINI PRESS CT CONNECTOR \(WAS IS-553J\)](#)

Japanese

[Instruction Sheet \(non U.S.\)](#)

Japanese

Agency Approvals

[CSA Certificate](#)

English