

353908-5 ✓ ACTIVE



AMP Mini CT


TE Internal #: 353908-5

Housing, Receptacle, Wire-to-Panel / Wire-to-Wire / Wire-to-Board,
5 Position, 1.5 mm [.059 in] Centerline, Crimp, 1 Row, White, AMP
Mini CT

[View on TE.com >](#)

Connectors > PCB Connectors > Wire-to-Board Connectors > Wire-to-Board Connector Assemblies & Housings >

Mini Common Termination (CT) Housings



Connector Product Type: **Housing**

Connector & Housing Type: **Receptacle**

Connector System: **Wire-to-Board, Wire-to-Panel, Wire-to-Wire**

Number of Positions: **5**

Centerline (Pitch): **1.5 mm [.059 in]**

[All Mini Common Termination \(CT\) Housings \(38\)](#)

Features

Product Type Features

Connector Product Type	Housing
Connector & Housing Type	Receptacle
Connector System	Wire-to-Board, Wire-to-Panel, Wire-to-Wire
Sealable	No
Connector & Contact Terminates To	Wire & Cable

Configuration Features

Number of Positions	5
Number of Rows	1

Electrical Characteristics

Insulation Resistance	500 M Ω
Operating Voltage	50 VAC



Contact Features

Contact Layout	Inline
Contact Type	Socket
Contact Current Rating (Max)	3 A

Termination Features

Termination Method to Wire & Cable	Crimp
------------------------------------	-------

Mechanical Attachment

Strain Relief	Without
Panel Mount Feature	Without
PCB Mount Retention	Without
Mating Retention Type	Detent
Mating Retention	With
Connector Mounting Type	Cable Mount (Free-Hanging)

Housing Features

Housing Entry Configuration	Both Ends Closed
Housing Material	Nylon 66
Centerline (Pitch)	1.5 mm [.059 in]
Housing Color	White

Dimensions

Connector Length	9 mm [.354 in]
Connector Height	6 mm [.236 in]
Connector Width	3.6 mm [.141 in]
Accepts Wire Insulation Diameter Range	.85 – 1.05 mm [.033 – .041 in]
Wire Size	.05 – .22 mm ²

Usage Conditions

Operating Temperature Range	-30 – 105 °C [-22 – 221 °F]
-----------------------------	-----------------------------

Operation/Application

Circuit Application	Power & Signal
---------------------	----------------

Industry Standards

Glow Wire Rating	Standard Part - Not Glow Wire
UL Flammability Rating	UL 94V-0
UL File Number	E28476



Agency/Standard	CSA, UL
CSA File Number	LR 7189-133

Packaging Features

Packaging Quantity	3000
Packaging Method	Box

Product Compliance

[For compliance documentation, visit the product page on TE.com>](#)

EU RoHS Directive 2011/65/EU	Compliant
EU ELV Directive 2000/53/EC	Compliant
China RoHS 2 Directive MIIT Order No 32, 2016	No Restricted Materials Above Threshold
EU REACH Regulation (EC) No. 1907/2006	Current ECHA Candidate List: JUNE 2022 (224) Candidate List Declared Against: JUNE 2022 (224) Does not contain REACH SVHC
Halogen Content	Low Halogen - Br, Cl, F, I < 900 ppm per homogenous material. Also BFR/CFR/PVC Free
Solder Process Capability	Not applicable for solder process capability

Product Compliance Disclaimer

This information is provided based on reasonable inquiry of our suppliers and represents our current actual knowledge based on the information they provided. This information is subject to change. The part numbers that TE has identified as EU RoHS compliant have a maximum concentration of 0.1% by weight in homogenous materials for lead, hexavalent chromium, mercury, PBB, PBDE, DBP, BBP, DEHP, DIBP, and 0.01% for cadmium, or qualify for an exemption to these limits as defined in the Annexes of Directive 2011/65/EU (RoHS2). Finished electrical and electronic equipment products will be CE marked as required by Directive 2011/65/EU. Components may not be CE marked. Additionally, the part numbers that TE has identified as EU ELV compliant have a maximum concentration of 0.1% by weight in homogenous materials for lead, hexavalent chromium, and mercury, and 0.01% for cadmium, or qualify for an exemption to these limits as defined in the Annexes of Directive 2000/53/EC (ELV). Regarding the REACH Regulation, the information TE provides on SVHC in articles for this part number is based on the latest European Chemicals Agency (ECHA) 'Guidance on requirements for substances in articles' posted at this URL: <https://echa.europa.eu/guidance-documents/guidance-on-reach>

Compatible Parts




TE Part # CAT-AM7053-H342
MINI COMMON TERMINATION HEADERS



TE Part # CAT-AM7053-C7671
MINI COMMON TERMINATION CONTACTS



TE Part # 292228-5
1.5 MINI CT SGL H SMT W/O BOSS



TE Part # 292230-5
1.5 MINI CT SGL V SMT W/BOSS 5



TE Part # 292215-5
MINI CT SGL RELAY 5P NAT




TE Part # 292207-5
MINI CT SGL DIP V 5P NAT



TE Part # 2-292207-5
MINI CT SGL DIP V 5P BLACK



TE Part # 292231-5
1.5 MINI CT SGL V SMT W/O BOSS



TE Part # 2106091-4
5 pos Inverted Thru Board SMT Header



TE Part # 292272-5
S/R POST HDR ASSY V DIP AU-PL. 5P GRAY


Also in the Series | AMP Mini CT




PCB Connector Mounting(10)



PCB Headers & Receptacles(332)



Wire-to-Board Connector Assemblies & Housings(172)



Wire-to-Board Connector Contacts(4)

Customers Also Bought



TE Part #353908-8
Mini Common Termination (CT) Housings



TE Part #292215-5
MINI CT SGL RELAY 5P NAT



TE Part #3-353294-0
AMP MINI D/R HDR HSG 30P NATU



TE Part #3-353293-1
1.5MM CT MT REC ASSY 11P BLACK



Documents

Product Drawings

CT REC HSG 5P CRIMP TYPE WHITE

English

CAD Files

Customer View Model

ENG_CVM_CVM_353908-5_P.2d_dxf.zip

English

3D PDF

3D

Customer View Model

ENG_CVM_CVM_353908-5_P.3d_igs.zip

English

Customer View Model

ENG_CVM_CVM_353908-5_P.3d_stp.zip

English

By downloading the CAD file I accept and agree to the [Terms and Conditions](#) of use.

Datasheets & Catalog Pages

6-1773454-5_AMP_Mini_CT_Connector_Series_QRG

English

Product Specifications

Application Specification

English

Product Environmental Compliance

MD_353908-5_052220182355_dmtec

English

MD_353908-5_052220182355_dmtec

English

Instruction Sheets

Instruction Sheet for Mini CT DC Drawer Connector SF Type

Japanese

Instruction Sheet (non U.S.)

English

1.5mm Pitch Mini CT DC Drawer Connector SF Type

Japanese

Instruction Sheet (non U.S.)

Japanese

1.5mm Pitch Mini CT Hybrid Drawer Connector SF Type

Japanese

Instruction Sheet (non U.S.)



Japanese

[1.5mm Pitch Mini CT Hybrid Drawer Connector Slim Type](#)

Japanese

[Instruction Sheet \(non U.S.\)](#)

Japanese