



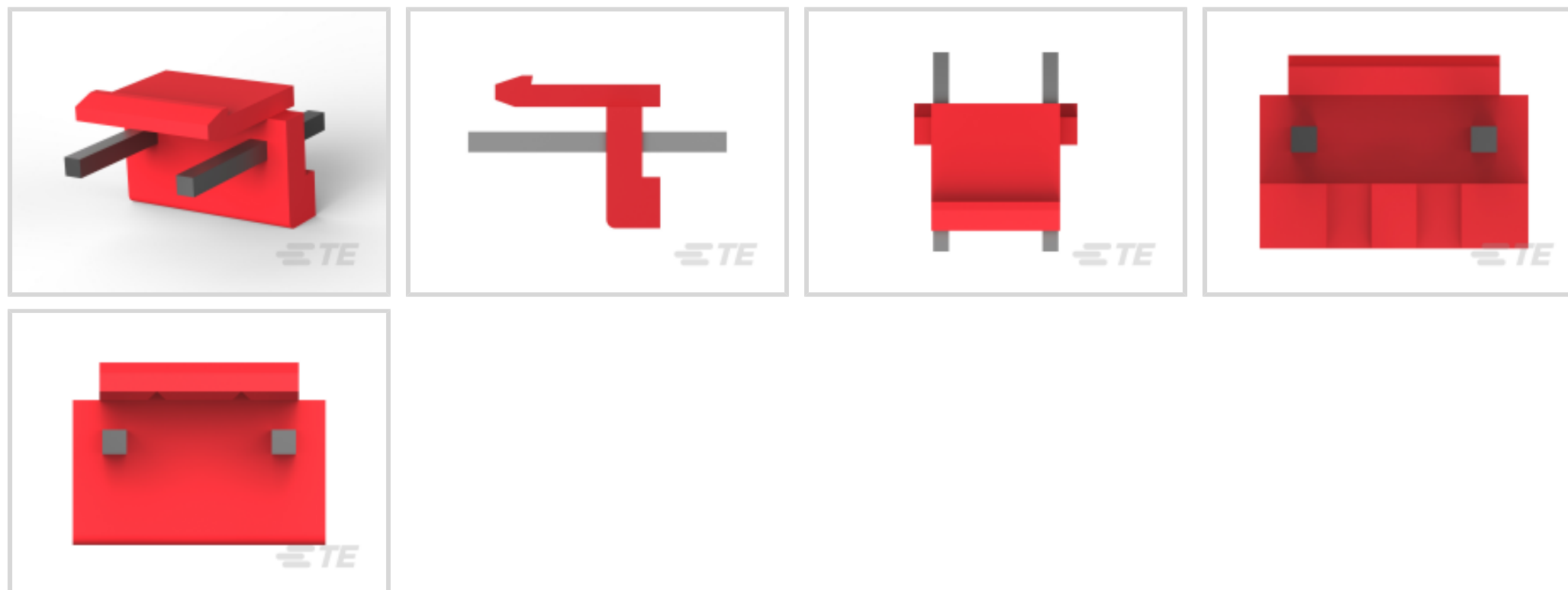
Economy Power

TE Internal #: 4-1123724-2

Rectangular Power Connectors, Header, Plug, Wire-to-Board, 3 Position, .156 in [3.96 mm] Centerline, Printed Circuit Board, UL 94HB, Economy Power

[View on TE.com >](#)

Connectors > Power Connectors > Rectangular Power > Rectangular Power Connectors



Rectangular Power Connector Type: **Header**

Connector & Housing Type: **Plug**

Connector System: **Wire-to-Board**

Number of Positions: **3**

Centerline (Pitch): **3.96 mm [.156 in]**

Features

Product Type Features

| | |
|-----------------------------------|-----------------------|
| Header Type | Partially Shrouded |
| Rectangular Power Connector Type | Header |
| Connector & Housing Type | Plug |
| Connector System | Wire-to-Board |
| Sealable | No |
| Connector & Contact Terminates To | Printed Circuit Board |

Configuration Features

| | |
|---------------------------|----------|
| Number of Positions | 3 |
| PCB Mount Orientation | Vertical |
| Number of Power Positions | 3 |
| Number of Rows | 1 |

Electrical Characteristics

| | |
|-------------------|---------|
| Operating Voltage | 250 VDC |
|-------------------|---------|

Body Features



| | |
|-------------------|-----|
| Connector Profile | Low |
|-------------------|-----|

Contact Features

| | |
|--|--|
| Contact Layout | Inline |
| Contact Base Material | Brass |
| Contact Current Rating (Max) | 8 A |
| Contact Retention Within Housing | Without |
| Contact Type | Pin |
| PCB Contact Termination Area Plating Material | Tin |
| Contact Mating Area Plating Material | Tin |
| Contact Mating Area Plating Material Thickness | 1 μm [39.37 μin] |
| Contact Termination Area Plating Thickness | 2.54 μm [100 μin] |

Termination Features

| | |
|---|-----------------------|
| Termination Post & Tail Length | 3.18 mm[.125 in] |
| Termination Method to Printed Circuit Board | Through Hole - Solder |

Mechanical Attachment

| | |
|-------------------------|-------------|
| Mating Alignment | With |
| PCB Mount Alignment | Without |
| PCB Mount Retention | Without |
| Connector Mounting Type | Board Mount |
| Mating Retention | With |
| Mating Retention Type | Latch |

Housing Features

| | |
|--------------------|------------------|
| Centerline (Pitch) | 3.96 mm[.156 in] |
| Housing Color | Red |
| Housing Material | PBT GF |

Dimensions

| | |
|-----------------------------|-------------------|
| PCB Thickness (Recommended) | 1.57 mm[.062 in] |
| Width | 10.7 mm[.421 in] |
| Mating Post Length | 7.7 mm[.303 in] |
| Height | 8.2 mm[.32 in] |
| Length | 11.82 mm[.465 in] |

Usage Conditions



| | |
|-----------------------------|----------------------------|
| Operating Temperature Range | -25 – 105 °C[-13 – 221 °F] |
|-----------------------------|----------------------------|

Operation/Application

| | |
|---------------------|-------|
| Circuit Application | Power |
|---------------------|-------|

Industry Standards

| | |
|------------------------|-------------------------------|
| UL Flammability Rating | UL 94HB |
| Glow Wire Rating | Standard Part - Not Glow Wire |

Packaging Features

| | |
|--------------------|------|
| Packaging Method | Bag |
| Packaging Quantity | 4000 |

Other

| | |
|--------------|--------------|
| For Use With | Plug Housing |
|--------------|--------------|

Product Compliance

[For compliance documentation, visit the product page on TE.com>](#)

| | |
|---|--|
| EU RoHS Directive 2011/65/EU | Compliant |
| EU ELV Directive 2000/53/EC | Compliant |
| China RoHS 2 Directive MIIT Order No 32, 2016 | No Restricted Materials Above Threshold |
| EU REACH Regulation (EC) No. 1907/2006 | Current ECHA Candidate List: JUNE 2022 (224) Candidate List Declared Against: JAN 2022 (223) SVHC > Threshold: Not Yet Reviewed |
| Halogen Content | Not Low Halogen - contains Br or Cl > 900 ppm. |
| Solder Process Capability | Wave solder capable to 265°C |






Product Compliance Disclaimer

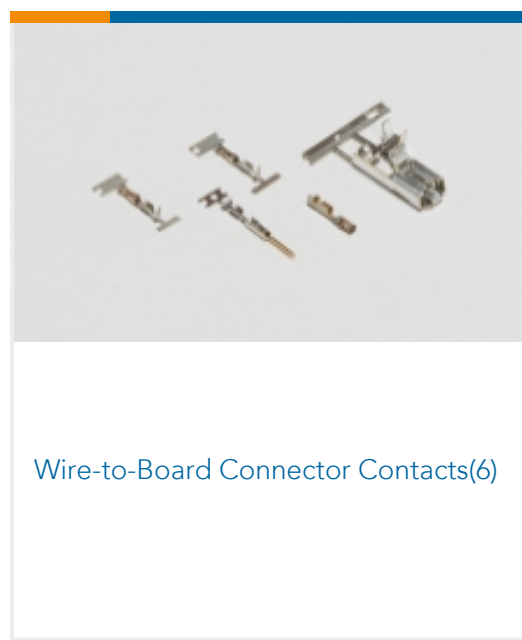
This information is provided based on reasonable inquiry of our suppliers and represents our current actual knowledge based on the information they provided. This information is subject to change. The part numbers that TE has identified as EU RoHS compliant have a maximum concentration of 0.1% by weight in homogenous materials for lead, hexavalent chromium, mercury, PBB, PBDE, DBP, BBP, DEHP, DIBP, and 0.01% for cadmium, or qualify for an exemption to these limits as defined in the Annexes of Directive 2011/65/EU (RoHS2). Finished electrical and electronic equipment products will be CE marked as required by Directive 2011/65/EU. Components may not be CE marked. Additionally, the part numbers that TE has identified as EU ELV compliant have a maximum concentration of 0.1% by weight in homogenous materials for lead, hexavalent chromium, and mercury, and 0.01% for cadmium, or qualify for an exemption to these limits as defined in the Annexes of Directive 2000/53/EC (ELV). Regarding the REACH Regulation, the information TE provides on SVHC in articles for this part number is based on the latest European Chemicals Agency (ECHA) 'Guidance on requirements for substances in articles' posted at this URL: <https://echa.europa.eu/guidance-documents/guidance-on-reach>

Compatible Parts

| | | | |
|---|---|---|--|
|  <p>TE Part # 1744416-3 3 POS EP II HSG, GLOW WIRE</p> |  <p>TE Part # 3-1123722-2 3.96 EP PLUG HSG 2P(BLUE)</p> |  <p>TE Part # 1-1123722-2 3.96 EP PLUG HSG 2P(NATURAL)</p> |  <p>TE Part # 1123721-2 ECONOMY POWER CONN REC CONT</p> |
|  <p>TE Part # 1123721-1 EP CONN. REC CONTACT</p> |  <p>TE Part # 1744493-3 03P EP-II HOUSING, ORANGE</p> |  <p>TE Part # 2-1123722-2 3.96 EP PLUG HSG 2P(YELLOW)</p> |  <p>TE Part # 4-1123722-2 3.96 EP PLUG HSG 2P(RED)</p> |
|  <p>TE Part # 5-1123722-2 3.96 EP PLUG HSG 2P(BLACK)</p> |  <p>TE Part # 6-1123722-2 3.96 EP PLUG HSG 2P(GREEN)</p> |  <p>TE Part # 7-1123724-2 03P EP HDR HSG V0 GWT NO 02P</p> |  <p>TE Part # 8-1123724-3 3.96EP HDR ASSY 5P,NO 2,4PIN, RED</p> |

Also in the Series | Economy Power

| | | | |
|--|--|---|---|
|  <p>Connector Contacts(1)</p> |  <p>Insertion & Extraction Tools(1)</p> |  <p>PCB Headers & Receptacles(166)</p> |  <p>PCB Latches, Locks & Retainers(2)</p> |
|  <p>Power Contacts(8)</p> |  <p>Rectangular Connector Housings(1)</p> |  <p>Rectangular Power Connectors(301)</p> |  <p>Wire-to-Board Connector Assemblies & Housings(141)</p> |



Customers Also Bought



Documents

CAD Files

3D PDF

3D

Customer View Model

[ENG_CVM_CVM_4-1123724-2_AD.2d_dxf.zip](#)

English

Customer View Model

[ENG_CVM_CVM_4-1123724-2_AD.3d_igs.zip](#)



English

Customer View Model

[ENG_CVM_CVM_4-1123724-2_AD.3d_stp.zip](#)

English

By downloading the CAD file I accept and agree to the [Terms and Conditions](#) of use.

Datasheets & Catalog Pages

[1-1773885-9 Economy Power Connectors](#)

English

Product Specifications

[Application Specification](#)

English

[Application Specification](#)

Japanese

Product Environmental Compliance

[MD_4-1123724-2_092720172155_dmtec](#)

English

[MD_4-1123724-2_092720172155_dmtec](#)

English

Instruction Sheets

[Instruction Sheet \(non U.S.\)](#)

Japanese

[Economy Power \(EP\) Connector](#)

Japanese