368541-1 DO NOT USE FOR NEW DESIGN

Multilock Connector System

TE Internal #: 368541-1

Wire-to-Wire, 10 Position, White, Signal, Cable Mount (Free-Hanging), Multilock Connector System

View on TE.com >

Connectors > Automotive Connectors > Connector Housings > MULTILOCK, CONNECTOR HOUSING

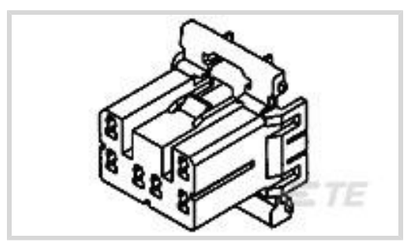

Mating Tab Width: **1.8 mm [.071 in]**

Connector System: **Wire-to-Wire**

Number of Positions: **10**

Sealable: **No**

Hybrid Connector: **No**

All MULTILOCK, CONNECTOR HOUSING (576)

Features

Product Type Features

Connector & Housing Shape	Rectangular
Connector System	Wire-to-Wire
Sealable	No
Hybrid Connector	No

Configuration Features

Number of Positions	10
Number of Rows	2

Body Features

Body Material	PBT GF
Primary Product Color	White

Contact Features

Contact Size	1.8mm
Mating Tab Width	1.8 mm[.071 in]

Mechanical Attachment

Mounting Feature	Without
Terminal Position Assurance	No
Strain Relief	Without

Mating Alignment Type	Polarized
Mating Alignment	With
Connector Mounting Type	Cable Mount (Free-Hanging)

Dimensions

Product Width	25 mm[.984 in]
Product Length	28.4 mm[1.118 in]
Product Height	21.6 mm[.85 in]
Row-to-Row Spacing	5.9 mm[.232 in]

Operation/Application

Circuit Application	Signal

Packaging Features

Packaging Quantity	250
Packaging Method	Bag

Other

Connector Position Assurance Capable	No

Product Compliance

For compliance documentation, visit the product page on TE.com>

EU RoHS Directive 2011/65/EU	Compliant
EU ELV Directive 2000/53/EC	Compliant
China RoHS 2 Directive MIIT Order No 32, 2016	No Restricted Materials Above Threshold
EU REACH Regulation (EC) No. 1907/2006	Current ECHA Candidate List: JUNE 2022 (224) Candidate List Declared Against: JAN 2022 (223) SVHC > Threshold: Not Yet Reviewed
Halogen Content	Low Halogen - Br, Cl, F, I < 900 ppm per homogenous material. Also BFR/CFR/PVC Free
Solder Process Capability	Not applicable for solder process capability

Product Compliance Disclaimer

This information is provided based on reasonable inquiry of our suppliers and represents our current actual knowledge based on the information they provided. This information is subject to change. The part numbers that TE has identified as EU RoHS compliant have a maximum concentration of 0.1% by weight in homogenous materials for lead, hexavalent chromium, mercury, PBB, PBDE, DBP, BBP, DEHP, DIBP, and 0.01% for cadmium, or qualify for an exemption to these limits as defined in the Annexes of Directive 2011/65/EU (RoHS2). Finished electrical and electronic equipment products

will be CE marked as required by Directive 2011/65/EU. Components may not be CE marked. Additionally, the part numbers that TE has identified as EU ELV compliant have a maximum concentration of 0.1% by weight in homogenous materials for lead, hexavalent chromium, and mercury, and 0.01% for cadmium, or qualify for an exemption to these limits as defined in the Annexes of Directive 2000/53/EC (ELV). Regarding the REACH Regulation, the information TE provides on SVHC in articles for this part number is based on the latest European Chemicals Agency (ECHA) 'Guidance on requirements for substances in articles' posted at this URL: https://echa.europa.eu/guidance-documents/guidance-on-reach

Compatible Parts

TE Part # CAT-LMPH9507
LOW & MEDIUM POWER HEADER



TE Part # CAT-M9194-CH8172
MULTILOCK, CONNECTOR HOUSING



TE Part # CAT-M9194-T273
MULTILOCK, RECEPTACLE AND TAB

Also in the Series | Multilock Connector System

Automotive Connector Caps & Covers (16)

Automotive Connector EMC Shielding (1)



Automotive Connector Locks & Position Assurance(2)

Automotive Housings(575)

Automotive Seals & Cavity Plugs(2)

Automotive Terminals(140)

Insertion & Extraction Tools(6)

Other Automotive Connector Accessories(9)



PCB Headers & Receptacles(129)

Customers Also Bought

TE Part #HDP26-24-47SE
DEUTSCH HDP20 HOUSINGS

TE Part #DT04-3P-CE04
REC, 3P, GRY, E, XCAP

TE Part #368544-1
MULTILOCK, CONNECTOR HOUSING

TE Part #W3P
WEDGE LOCK, 3P, REC, GRN, DT

Documents

Product Drawings

070 MLC PLUG 10P HSG

English

CAD Files

Customer View Model

ENG_CVM_CVM_368541-1_O.2d_dxf.zip

English

3D PDF

3D

Customer View Model

ENG_CVM_CVM_368541-1_O.3d_igs.zip

English

Customer View Model

ENG_CVM_CVM_368541-1_O.3d_stp.zip

English

By downloading the CAD file I accept and agree to the Terms and Conditions of use.

Datasheets & Catalog Pages

MULTILOCK Connector System

English

Product Specifications

070 MLC Series

English