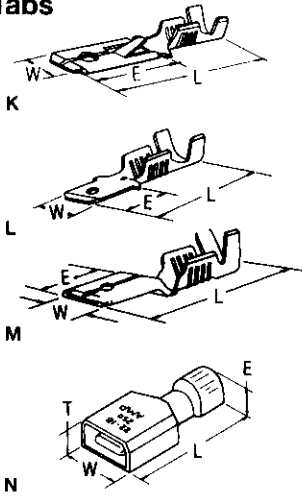


Terminals and Splices

FASTON Wire Crimp Type Tabs and Insulation sleeves, Pods

Wire Crimp Type Tabs



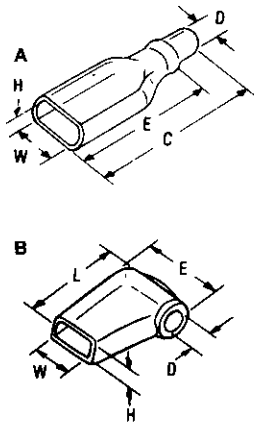
"250" Series

Type	Wire Size		Wire Ins.Dia.	Material/ Finish	Tab Thickness	Dimensions			Part No.		Hand Tool No.
	AWG	mm ²				W	L	E	S.T.	L.P.	
K	20-14	0.50~2.27	2.2~3.4	Brass	0.8	6.0	24.4	14.0	170030-1†	170051-2†	720725-1
	22-18	0.30~0.89	2.0~3.0	Brass					42475-1	—	47995
M	18-14	0.75~2.27	2.8~3.8	Brass/Tin	0.8	6.4	—	9.4	42475-2	60141-2	—
				Brass				42474-1	60006-1	90165-1	
	Brass/Tin				20.6				42474-2	60006-2	—
N	22-18	0.30~0.89	3.4 Max.	Brass/Tin	0.8	12.4	21.7	—	2-520102-2	2-520103-2	90390-3*
				Nylon-Red				5.1	—	—	—
	16-14	1.25~2.27	4.1 Max.	Brass/Tin					3-520106-2	3-520107-2	90391-3*
				Nylon-Blue					5.7	—	—

†With Lance *Die Insert Number for Hand Tool #58078-3.

Insulation Sleeves For FASTON Receptacle

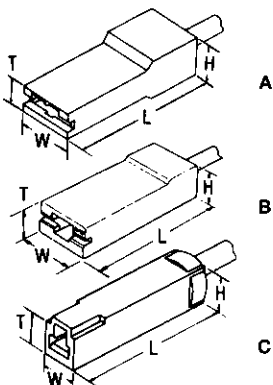
Material: Soft Vinyl Chloride Cloudy



Type	FASTON Series	Dimensions					Part No.	
		D	E	L	W	H		
A	250	2.0	—	—	—	—	170823-3	
		2.5	19.0	24.0	8.0	3.5	170823-2	
		3.2	22.0	27.0	8.0	3.5	1-170823-8	
		—	20.0	25.0	—	—	1-170823-5	
		3.5	30.0	35.0	8.0	3.5	1-170823-9	
		—	35.0	40.0	—	—	2-170823-0	
		4.8	20.0	25.0	8.0	3.5	170823-6	
		205	2.5	18.0	23.0	6.5	3.0	4-170823-1
		187	2.2	18.0	23.0	5.8	—	1-170823-3
		—	2.5	15.0	20.0	5.8	2.2	1-170823-4
B	250	1.8	—	—	—	—	170823-9	
		2.5	16.0	21.0	4.0	2.1	170823-1	
		3.2	—	—	—	—	170891-1	
		4.8	14.5	18.5	8.5	4.5	170891-2	
		187	3.2	12.4	14.9	6.5	3.0	3-170823-8
		—	—	—	—	—	—	—

AMP/IP*/Post-Insulation Pods for FASTON Receptacle

Material: Nylon, Natural



Type	Wire Ins.Dia.	Dimensions				Part No.	Accepts Terminals
		L	T	W	H		
A	5.1	24.4	4.6	9.1	8.0	171706-1	"250" Series FASTON Rec. 41729, 170183, 170187, 170213
B	4.6	19.7	5.7	8.6	6.2	1-480418-0	"250" Series FASTON Rec. 42710, 170122, 170123, 170181, 170182
							"187" Series FASTON Rec. 60573, 60711, 170037, 170038, 170203, 170214
C	3.0	22.0	6.2	5.9	7.1	171728-1	"110" Series FASTON Rec. 42068, 170043, 170048