

42067-1 ✓ ACTIVE

FASTON | FASTON 110

TE Internal #: 42067-1

Quick Disconnects, Receptacle, 24 – 22 AWG Wire Size, .2 – .35 mm² Wire Size, 404 – 643 CMA Wire Size, Mating Tab Width .11 in [2.8 mm], FASTON 110

[View on TE.com >](#)



Terminals & Splices > Quick Disconnects



Quick Disconnect Terminal Type: **Receptacle**

Wire Size: **404 – 643 CMA**

Mating Tab Width: **2.8 mm [.11 in]**

Features

Product Type Features

Terminates To	Wire & Cable
Wire Stop	No
Wire/Cable Type	Regular Wire
Sealable	No

Configuration Features

Connection Capacity	Single
---------------------	--------

Contact Features

Quick Disconnect Terminal Type	Receptacle
Mating Tab Width	2.8 mm[.11 in]
Mating Tab Thickness	.51 mm[.02 in]
Terminal Orientation	Straight
Contact Base Material	Brass
Terminal Plating Material	Tin
Crimp Type	F-Crimp
Barrel Type	Open



Mechanical Attachment

Mating Retention Type	Dimple
Wire Insulation Support	With

Dimensions

Accepts Wire Insulation Diameter Range	1.01 – 1.52 mm [.04 – .06 in]
Overall Length	16.13 mm [.635 in]
Receptacle Terminal Stock Thickness	.25 mm [.01 in]
Wire Size	404 – 643 CMA

Usage Conditions

Insulation Option	Uninsulated
Operating Temperature Range	-40 – 105 °C [-40 – 221 °F]

Industry Standards

UL Rating	Listed
-----------	--------

Packaging Features

Packaging Quantity	20000
Packaging Method	Reel

Other

Comment	UL listed for 22 AWG wire only.
---------	---------------------------------

Product Compliance

[For compliance documentation, visit the product page on TE.com>](#)

EU RoHS Directive 2011/65/EU	Compliant
EU ELV Directive 2000/53/EC	Compliant
China RoHS 2 Directive MIIT Order No 32, 2016	No Restricted Materials Above Threshold
EU REACH Regulation (EC) No. 1907/2006	Current ECHA Candidate List: JUNE 2022 (224) Candidate List Declared Against: JUNE 2022 (224) Does not contain REACH SVHC
Halogen Content	Low Halogen - Br, Cl, F, I < 900 ppm per homogenous material. Also BFR/CFR/PVC Free
Solder Process Capability	Not applicable for solder process capability

Product Compliance Disclaimer

This information is provided based on reasonable inquiry of our suppliers and represents our current actual knowledge based on the information they provided. This information is subject to change. The part numbers that TE has identified as EU RoHS compliant have a maximum concentration of 0.1% by weight in homogenous materials for lead, hexavalent chromium, mercury, PBB, PBDE, DBP, BBP, DEHP, DIBP, and 0.01% for cadmium, or qualify for an exemption to these limits as defined in the Annexes of Directive 2011/65/EU (RoHS2). Finished electrical and electronic equipment products will be CE marked as required by Directive 2011/65/EU. Components may not be CE marked. Additionally, the part numbers that TE has identified as EU ELV compliant have a maximum concentration of 0.1% by weight in homogenous materials for lead, hexavalent chromium, and mercury, and 0.01% for cadmium, or qualify for an exemption to these limits as defined in the Annexes of Directive 2000/53/EC (ELV). Regarding the REACH Regulation, the information TE provides on SVHC in articles for this part number is based on the latest European Chemicals Agency (ECHA) 'Guidance on requirements for substances in articles' posted at this URL: <https://echa.europa.eu/guidance-documents/guidance-on-reach>

Compatible Parts



TE Part # 2063846-1
CCII 110 FASTON REC 24-18 ASSY



TE Part # 2150043-1
OCEAN_2.0_Applicator-S-062F0700



TE Part # 2-2150043-1
OCEAN_2.0_Applicator-S-062F0700



TE Part # 2-2150043-2
OCEAN_2.0_Applicator-S-062F0700



TE Part # 2150043-2
OCEAN_2.0_Applicator-S-062F0700



TE Part # 7-2150043-1
OCEAN_2.0_Applicator-S-062F0700




TE Part # 7-2150043-2
OCEAN_2.0_Applicator-S-062F0700




TE Part # 7-2150043-7
OCEAN_2.0_SPARE_PART_KIT-062F0700

Also in the Series | FASTON 110




Crimp Terminal Housings(17)



Insertion & Extraction Tools(1)



PCB Terminals(21)



Quick Disconnects(173)

Customers Also Bought



Documents

Product Drawings

110 FATON REC 24-22 AWG TPBR

English

CAD Files

Customer View Model

[ENG_CVM_CVM_42067-1_BK.2d_dxf.zip](#)

English

3D PDF

3D

Customer View Model

[ENG_CVM_CVM_42067-1_BK.3d_igs.zip](#)

English

Customer View Model

[ENG_CVM_CVM_42067-1_BK.3d_stp.zip](#)

English

By downloading the CAD file I accept and agree to the [Terms and Conditions](#) of use.

Datasheets & Catalog Pages

82004 FASTON Terminals (Insulated and Uninsulated) Catalog - FASTON Receptacles Section

English

Product Specifications

Application Specification

English

Application Specification

English



Wire Preparation And Crimp Inspection Guide

English

Product Environmental Compliance

[MD_42067-1_08222017054_dmtec](#)

English

[MD_42067-1_08222017054_dmtec](#)

English

Agency Approvals

[UL Report](#)

English