




Power Double Lock

TE Internal #: 368589-6
Rectangular Power Connectors, Housing, Cap, Wire-to-Wire, 4
Position, .156 in [3.96 mm] Centerline, Wire & Cable, UL 94V-2,
Power Double Lock

[View on TE.com >](#)

Connectors > Power Connectors > Rectangular Power > Rectangular Power Connectors > Glow Wire Power Double Lock Cap



Rectangular Power Connector Type: **Housing**
Connector & Housing Type: **Cap**
Connector System: **Wire-to-Wire**
Number of Positions: **4**
Centerline (Pitch): **3.96 mm [.156 in]**

[All Glow Wire Power Double Lock Cap \(35\)](#)

Features

Product Type Features

Rectangular Power Connector Type	Housing
Connector & Housing Type	Cap
Connector System	Wire-to-Wire
Sealable	No
Connector & Contact Terminates To	Wire & Cable

Configuration Features

Number of Positions	4
Number of Power Positions	4
Number of Signal Positions	0
Number of Rows	2

Electrical Characteristics

Operating Voltage	300 VAC
-------------------	---------



Contact Features

Contact Retention Within Housing	Without
Contact Type	Tab

Termination Features

Termination Method to Wire & Cable	Crimp
------------------------------------	-------

Mechanical Attachment

Connector Mounting Type	Panel Mount
-------------------------	-------------

Housing Features

Centerline (Pitch)	3.96 mm[.156 in]
Housing Color	Blue
Housing Material	PA 66

Dimensions

Row-to-Row Spacing	4.6 mm[.181 in]
--------------------	-----------------

Usage Conditions

Operating Temperature Range	-30 – 65 °C[-22 – 149 °F]
-----------------------------	---------------------------

Operation/Application

Circuit Application	Power
---------------------	-------

Industry Standards

UL Flammability Rating	UL 94V-2
Glow Wire Rating	GWT 750°C (Without Flame)

Packaging Features

Packaging Method	Bag
------------------	-----

Product Compliance

For compliance documentation, visit the product page on [TE.com](#)>

EU RoHS Directive 2011/65/EU	Compliant
EU ELV Directive 2000/53/EC	Compliant
China RoHS 2 Directive MIIT Order No 32, 2016	No Restricted Materials Above Threshold
EU REACH Regulation (EC) No. 1907/2006	Current ECHA Candidate List: JUNE 2022 (224) Candidate List Declared Against: JAN 2022 (223) SVHC > Threshold:



Not Yet Reviewed

Halogen Content	Not Low Halogen - contains Br or Cl > 900 ppm.
Solder Process Capability	Not applicable for solder process capability

Product Compliance Disclaimer

This information is provided based on reasonable inquiry of our suppliers and represents our current actual knowledge based on the information they provided. This information is subject to change. The part numbers that TE has identified as EU RoHS compliant have a maximum concentration of 0.1% by weight in homogenous materials for lead, hexavalent chromium, mercury, PBB, PBDE, DBP, BBP, DEHP, DIBP, and 0.01% for cadmium, or qualify for an exemption to these limits as defined in the Annexes of Directive 2011/65/EU (RoHS2). Finished electrical and electronic equipment products will be CE marked as required by Directive 2011/65/EU. Components may not be CE marked. Additionally, the part numbers that TE has identified as EU ELV compliant have a maximum concentration of 0.1% by weight in homogenous materials for lead, hexavalent chromium, and mercury, and 0.01% for cadmium, or qualify for an exemption to these limits as defined in the Annexes of Directive 2000/53/EC (ELV). Regarding the REACH Regulation, the information TE provides on SVHC in articles for this part number is based on the latest European Chemicals Agency (ECHA) 'Guidance on requirements for substances in articles' posted at this URL: <https://echa.europa.eu/guidance-documents/guidance-on-reach>

Compatible Parts



TE Part # CAT-P87024-R2435
Power Double Lock Receptacle



TE Part # CAT-P87024-T111
Power Double Lock Tab




TE Part # 1-368575-6
PDL 4P PLUG 3.96 D/R(GWT) BLU




TE Part # 368590-1
PDL 2P DBL PLATE 3.96(GWT) NAT


Also in the Series | Power Double Lock




Connector Contacts(1)



Insertion & Extraction Tools(2)



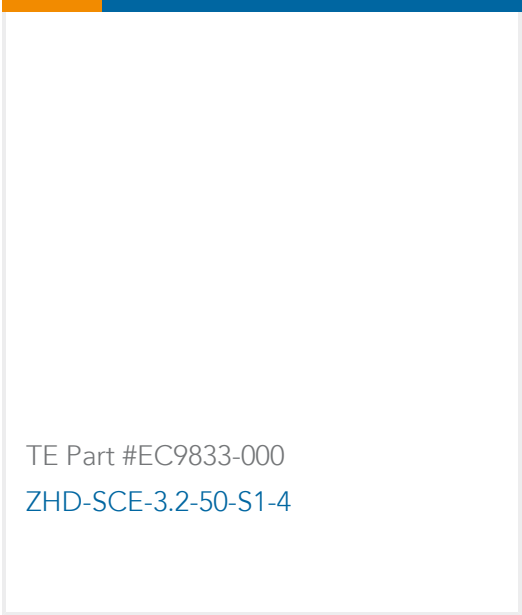
Power Contacts(23)



Rectangular Connector Locking(14)



Customers Also Bought



Documents

Product Drawings

PDL 4P CAP 3.96 D/R P/M(GWT) B

English

CAD Files

3D PDF

3D

Customer View Model

ENG_CVM_CVM_368589-6_A_c-368589-6-a.2d_dxf.zip

English

Customer View Model

ENG_CVM_CVM_368589-6_A_c-368589-6-a.3d_igs.zip

English

Customer View Model

ENG_CVM_CVM_368589-6_A_c-368589-6-a.3d_stp.zip

English

By downloading the CAD file I accept and agree to the Terms and Conditions of use.



Product Specifications

Application Specification

English

Instruction Sheets

Instruction Sheet (non U.S.)

English

AMP POWER DOUBLELOCK CONNECTOR SERIES

English

Agency Approvals

UL Report

English