




MTA 156

TE Internal #: 3-640428-3

Rectangular Power Connectors, Connector Assembly, Receptacle, Wire-to-Board, 3 Position, .156 in [3.96 mm] Centerline, MTA 156

[View on TE.com >](#)

Connectors > Power Connectors > Rectangular Power > Rectangular Power Connectors



Rectangular Power Connector Type: **Connector Assembly**

Connector & Housing Type: **Receptacle**

Connector System: **Wire-to-Board**

Number of Positions: **3**

Centerline (Pitch): **3.96 mm [ .156 in ]**

**Features**

**Product Type Features**

|                                   |                                     |
|-----------------------------------|-------------------------------------|
| Rectangular Power Connector Type  | Connector Assembly                  |
| Connector & Housing Type          | Receptacle                          |
| Connector System                  | Wire-to-Board                       |
| Sealable                          | No                                  |
| Connector & Contact Terminates To | Printed Circuit Board, Wire & Cable |

**Configuration Features**

|                           |   |
|---------------------------|---|
| Number of Positions       | 3 |
| Number of Power Positions | 3 |
| Number of Rows            | 1 |

**Electrical Characteristics**

|                   |         |
|-------------------|---------|
| Operating Voltage | 600 VAC |
|-------------------|---------|

**Body Features**

|                   |          |
|-------------------|----------|
| Connector Profile | Standard |
|-------------------|----------|

**Contact Features**

|  |  |
|--|--|
|  |  |
|--|--|



|  |  |
|--|--|
| Contact Layout                                 | Inline   |
| Contact Underplating Material                  | Nickel   |
| Contact Base Material                          | Copper Alloy   |
| Contact Current Rating (Max)                   | 7 A  |
| Contact Retention Within Housing               | With   |
| Contact Type                                   | Receptacle   |
| Wire Contact Termination Area Plating Material | Tin  |
| Contact Mating Area Plating Material           | Tin  |
| Contact Mating Area Plating Material Thickness | 2.03 – 5.08 $\mu\text{m}$ [80 – 200 $\mu\text{in}$ ] |
| Underplate Material Thickness                  | 30 $\mu\text{m}$ [.762 $\mu\text{in}$ ]              |
| Contact Mating Area Plating Material Finish    | Matte  |
| Contact Termination Area Plating Thickness     | 2.03 – 5.08 $\mu\text{m}$ [80 – 200 $\mu\text{in}$ ] |

#### Termination Features

|                                    |                               |
|------------------------------------|-------------------------------|
| Termination Method to Wire & Cable | Insulation Displacement (IDC) |
| Wire/Cable Type                    | Discrete Wire                 |
| Wire Type                          | Stranded                      |

#### Mechanical Attachment

|                                       |                            |
|---------------------------------------|----------------------------|
| Strain Relief                         | With                       |
| Mating Alignment                      | Without                    |
| Contact Retention Type Within Housing | Locking Lance              |
| PCB Mount Alignment                   | Without                    |
| Panel Mount Feature                   | Without                    |
| PCB Mount Retention                   | Without                    |
| Connector Mounting Type               | Cable Mount (Free-Hanging) |
| Mating Retention                      | With                       |
| Mating Retention Type                 | Locking Ramp               |

#### Housing Features

|                                    |                  |
|------------------------------------|------------------|
| Wire & Cable IDC Installation Type | Closed End       |
| Centerline (Pitch)                 | 3.96 mm[.156 in] |
| Housing Color                      | Red              |
| Housing Material                   | Nylon            |
| Cable Exit Angle                   | 90°              |

#### Dimensions



|  |                      |
|--|----------------------|
| Wire Size                              | .325 mm <sup>2</sup> |
| Accepts Wire Insulation Diameter Range | 2.41 mm[.095 in]     |
| Height                                 | 9.02 mm[.355 in]     |
| Length                                 | 11.89 mm[.468 in]    |

### Usage Conditions

|                             |                            |
|-----------------------------|----------------------------|
| Operating Temperature Range | -55 – 105 °C[-67 – 221 °F] |
|-----------------------------|----------------------------|

### Operation/Application

|                     |       |
|---------------------|-------|
| Circuit Application | Power |
|---------------------|-------|

### Industry Standards

|                        |                               |
|------------------------|-------------------------------|
| CSA Rating             | Certified                     |
| UL Flammability Rating | UL 94V-2                      |
| Glow Wire Rating       | Standard Part - Not Glow Wire |
| Agency/Standard Number | E28476                        |
| Agency/Standard        | CSA, UL                       |
| UL Rating              | Recognized                    |
| CSA File Number        | LR7189                        |

### Packaging Features

|                    |              |
|--------------------|--------------|
| Packaging Method   | Box & Carton |
| Packaging Quantity | 500          |

### Other

|              |                 |
|--------------|-----------------|
| For Use With | MTA .156 Header |
|--------------|-----------------|

### Product Compliance

[For compliance documentation, visit the product page on TE.com>](#)

|   |  |
|---|--|
| EU RoHS Directive 2011/65/EU                  | Compliant  |
| EU ELV Directive 2000/53/EC                   | Compliant  |
| China RoHS 2 Directive MIIT Order No 32, 2016 | No Restricted Materials Above Threshold  |
| EU REACH Regulation (EC) No. 1907/2006        | Current ECHA Candidate List: JUNE 2022 (224)<br>Candidate List Declared Against: JAN 2022 (223)<br>SVHC > Threshold:<br>Not Yet Reviewed |
| Halogen Content                               | Low Halogen - Br, Cl, F, I < 900 ppm per   |



homogenous material. Also BFR/CFR/PVC Free

Solder Process Capability

Not applicable for solder process capability

Product Compliance Disclaimer

This information is provided based on reasonable inquiry of our suppliers and represents our current actual knowledge based on the information they provided. This information is subject to change. The part numbers that TE has identified as EU RoHS compliant have a maximum concentration of 0.1% by weight in homogenous materials for lead, hexavalent chromium, mercury, PBB, PBDE, DBP, BBP, DEHP, DIBP, and 0.01% for cadmium, or qualify for an exemption to these limits as defined in the Annexes of Directive 2011/65/EU (RoHS2). Finished electrical and electronic equipment products will be CE marked as required by Directive 2011/65/EU. Components may not be CE marked. Additionally, the part numbers that TE has identified as EU ELV compliant have a maximum concentration of 0.1% by weight in homogenous materials for lead, hexavalent chromium, and mercury, and 0.01% for cadmium, or qualify for an exemption to these limits as defined in the Annexes of Directive 2000/53/EC (ELV). Regarding the REACH Regulation, the information TE provides on SVHC in articles for this part number is based on the latest European Chemicals Agency (ECHA) 'Guidance on requirements for substances in articles' posted at this URL: <https://echa.europa.eu/guidance-documents/guidance-on-reach>


### Compatible Parts



TE Part # 58247-1  
MTA 156 CRIMP HEAD REPAIR DISCRETE



TE Part # 58074-1  
MTA 50/100/156 MANUAL TOOL FRAME



TE Part # 640384-3  
03P MTA156 HDR ASSY STR RND SN



TE Part # 640389-3  
03P MTA156 HDR ASSY SQ R/A F/L



TE Part # 2-647127-3  
03P MTA156 SHRD HDR ASSY LF



TE Part # 3-641437-3  
03P MTA156 PSTD CONN ASSY RED



TE Part # 643071-3  
03P MTA156 FD-THRU COVER



TE Part # 640388-3  
03P MTA156 HDR ASSY RN STR F/L



TE Part # 640551-3  
03P MTA156 COVER



TE Part # 644752-3  
03P MTA156 HDR ASSY SQ STR F/L




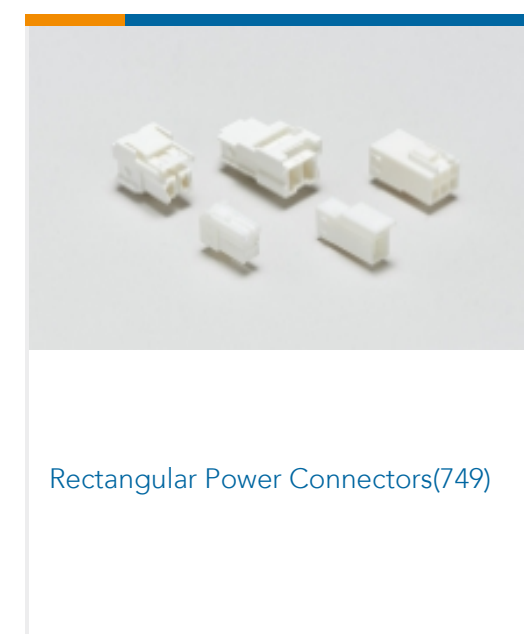

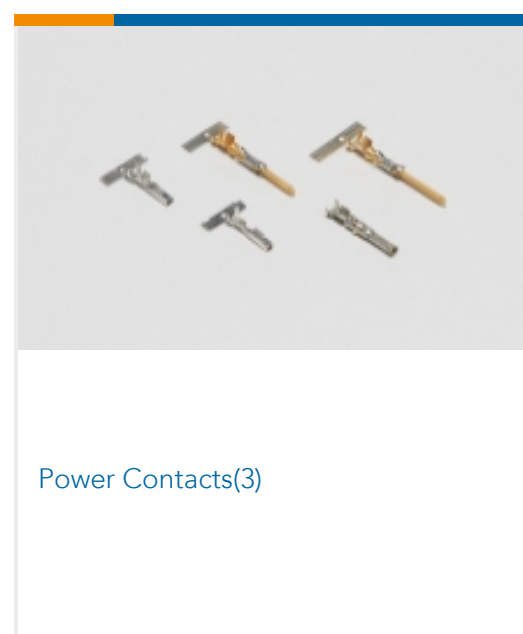
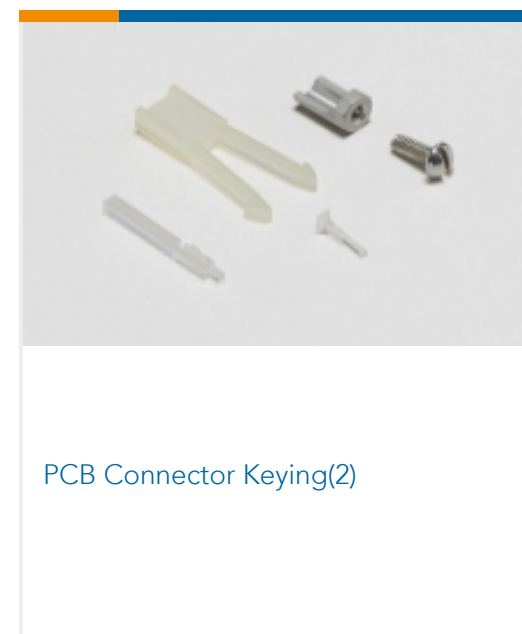
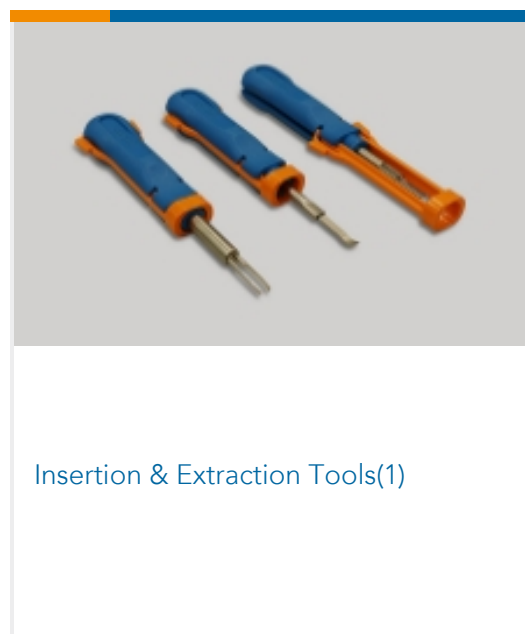
TE Part # 640385-3  
03P MTA156 HDR ASSY SQ R/A




TE Part # 640445-3  
03P MTA156 HDR ASSY FL/STR SN



## Also in the Series | MTA 156



## Customers Also Bought



TE Part #327748  
TAB,PIDG 16-14



TE Part #4-640428-0  
10P MTA156 CONN ASSY 22AWG RED



TE Part #3-640428-7  
07P MTA156 CONN ASSY 22AWG RED



TE Part #3-640428-5  
05P MTA156 CONN ASSY 22AWG RED



TE Part #4-2176331-7  
CRGP 2512 68K 1%



TE Part #3-1879353-1  
RR02 5% 75K AMMO




TE Part #2-1879355-5  
RR03 5% 43K AMMO



TE Part #1-640452-5  
15P MTA100 HDR ASSY SQ STR



TE Part #1-6609104-1  
PE0SXSSXB=C1144 M0



TE Part #551169-1  
FOOT SWITCH

## Documents

### Product Drawings

[03P MTA156 CONN ASSY 22AWG RED](#)

English

### CAD Files

[3D PDF](#)

3D

Customer View Model

[ENG\\_CVM\\_CVM\\_3-640428-3\\_N.2d\\_dxf.zip](#)

English

Customer View Model

[ENG\\_CVM\\_CVM\\_3-640428-3\\_N.3d\\_igs.zip](#)

English

Customer View Model

[ENG\\_CVM\\_CVM\\_3-640428-3\\_N.3d\\_stp.zip](#)

English

By downloading the CAD file I accept and agree to the [Terms and Conditions](#) of use.

### Datasheets & Catalog Pages



## MTA, CST-100 II, SL-156 and AMP Economy Power (EP) Connectors

English

---

### Product Specifications

Product Specification

English

---

### Product Environmental Compliance

TE Material Declaration

English

---

### Agency Approvals

CSA Certificate

English