

3-1827231-6 ✓ ACTIVE



Free Height

TE Internal #: 3-1827231-6

PCB Mount Receptacle, Vertical, Board-to-Board, 440 Position, .02 in [.5 mm] Centerline, Gold, Surface Mount, Signal, Black, Free Height

[View on TE.com >](#)

Connectors > PCB Connectors > PCB Headers & Receptacles



PCB Connector Assembly Type: **PCB Mount Receptacle**

PCB Mount Orientation: **Vertical**

Connector System: **Board-to-Board**

Number of Positions: **440**

Centerline (Pitch): **.5 mm [.02 in]**

Features

Product Type Features

Ground Component Type	Grounding Contact
PCB Connector Assembly Type	PCB Mount Receptacle
Connector System	Board-to-Board
Connector & Contact Terminates To	Printed Circuit Board

Configuration Features

Stackable	Yes
PCB Mount Orientation	Vertical
Number of Positions	440
Board-to-Board Configuration	Parallel

Electrical Characteristics

Dielectric Withstanding Voltage (Max)	200 VAC
Insulation Resistance	4 MΩ
Operating Voltage	50 VAC

Body Features



Primary Product Color	Black
-----------------------	-------

Contact Features

Contact Layout	Matrix
----------------	--------

Contact Mating Area Length	1 mm, 1.3 mm
----------------------------	--------------

PCB Contact Termination Area Plating Material Thickness	1 μm [39.37 μin]
---	---

Mating Tab Width	.33 mm[.013 in]
------------------	-----------------

Mating Tab Thickness	.2 mm[.008 in]
----------------------	----------------

PCB Contact Termination Area Plating Material	Tin
---	-----

Contact Base Material	Copper Alloy
-----------------------	--------------

Contact Mating Area Plating Material	Gold
--------------------------------------	------

Contact Mating Area Plating Material Thickness	.2 μm [7.874 μin]
--	--

Contact Type	Socket
--------------	--------

Contact Current Rating (Max)	.5 A
------------------------------	------

Termination Features

Rectangular Termination Post & Tail Thickness	.15 mm[.005 in]
---	-----------------

Rectangular Termination Post & Tail Width	.9 mm[.035 in]
---	----------------

Termination Method to Printed Circuit Board	Surface Mount
---	---------------

Mechanical Attachment

PCB Mount Alignment Type	Locating Posts
--------------------------	----------------

PCB Mount Retention Type	Solder Peg
--------------------------	------------

Mating Alignment	With
------------------	------

Mating Alignment Type	Polarization
-----------------------	--------------

PCB Mount Retention	With
---------------------	------

PCB Mount Alignment	With
---------------------	------

Connector Mounting Type	Board Mount
-------------------------	-------------

Housing Features

Centerline (Pitch)	.5 mm[.02 in]
--------------------	---------------

Housing Material	High Temperature Thermoplastic
------------------	--------------------------------

Dimensions

Connector Height	3.25 mm[.128 in]
------------------	------------------

Stack Height	4 mm, 5 mm, 8 mm[.315 in]
--------------	---------------------------

	.2 in
--	-------



Usage Conditions

Operating Temperature Range	-40 – 85 °C[-40 – 185 °F]
-----------------------------	---------------------------

Operation/Application

Assembly Process Feature	None
Circuit Application	Signal

Industry Standards

UL Flammability Rating	UL 94V-0
------------------------	----------

Packaging Features

Packaging Quantity	90
Packaging Type	Tray

Product Compliance

[For compliance documentation, visit the product page on TE.com>](#)

EU RoHS Directive 2011/65/EU	Compliant
EU ELV Directive 2000/53/EC	Compliant
China RoHS 2 Directive MIIT Order No 32, 2016	No Restricted Materials Above Threshold
EU REACH Regulation (EC) No. 1907/2006	Current ECHA Candidate List: JUNE 2022 (224) Candidate List Declared Against: JAN 2022 (223) SVHC > Threshold: Not Yet Reviewed
Halogen Content	Low Halogen - Br, Cl, F, I < 900 ppm per homogenous material. Also BFR/CFR/PVC Free
Solder Process Capability	Reflow solder capable to 245°C

Product Compliance Disclaimer

This information is provided based on reasonable inquiry of our suppliers and represents our current actual knowledge based on the information they provided. This information is subject to change. The part numbers that TE has identified as EU RoHS compliant have a maximum concentration of 0.1% by weight in homogenous materials for lead, hexavalent chromium, mercury, PBB, PBDE, DBP, BBP, DEHP, DIBP, and 0.01% for cadmium, or qualify for an exemption to these limits as defined in the Annexes of Directive 2011/65/EU (RoHS2). Finished electrical and electronic equipment products will be CE marked as required by Directive 2011/65/EU. Components may not be CE marked. Additionally, the part numbers that TE has identified as EU ELV compliant have a maximum concentration of 0.1% by weight in homogenous materials for lead, hexavalent chromium, and mercury, and 0.01% for cadmium, or qualify for an exemption to these limits as defined in the Annexes of Directive 2000/53/EC (ELV). Regarding the REACH Regulation, the information TE provides on SVHC in articles for this part number is based on the latest European Chemicals Agency (ECHA) 'Guidance on requirements for substances in articles' posted at this URL: <https://echa.europa.eu/guidance-documents/guidance-on-reach>


Compatible Parts




TE Part # 3-1827233-6
.5FHP05H,440,B,GIG,08/Sn,HT,NS



TE Part # 3-5353652-6
.5FHP08H,440,B,GIG,08/Sn,HT,NSYes



TE Part # 3-5353652-7
.5FHP08H,440,B,GIG,08/Sn,HT,NSYes



TE Part # 4-1827253-8
.5FHP05H,220,S,GIG,08/Sn,TR,NSYes

Also in the Series | Free Height



PCB Headers & Receptacles(760)

Customers Also Bought



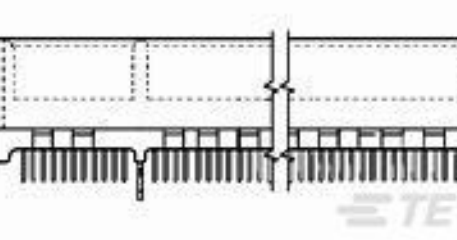
TE Part #1761028-3
50 50SR R/A RCPT ASSY,LEAD FRE



TE Part #2308107-1
DDR4 DIMM 288 PIN TH TYPE




TE Part #6469001-1
HM-ZD 4PR RECP 80P




TE Part #5145167-4
STANDARD EDGE .050 SERIES 60
DUAL ASSY



TE Part #2007435-3
Std HDMI, Flag, T/H



TE Part #1-2040727-2
DDR3 DIMM ASSY BOSS TYPE



TE Part #6473006-4
SEMI-HARD TRAY ASS'Y DDR2 STD
REV



TE Part #2013883-2
BACK PLATE ASSY, LGA115X
REV



Documents

Product Drawings

[.5FHR04H,440,B,GIG,08/Sn,HT,NS](#)

English

CAD Files

[3D PDF](#)

3D

[Customer View Model](#)

[ENG_CVM_CVM_3-1827231-6_B.2d_dxf.zip](#)

English

[Customer View Model](#)

[ENG_CVM_CVM_3-1827231-6_B.3d_igs.zip](#)

English

[Customer View Model](#)

[ENG_CVM_CVM_3-1827231-6_B.3d_stp.zip](#)

English

By downloading the CAD file I accept and agree to the [Terms and Conditions](#) of use.

Datasheets & Catalog Pages

[Fine Pitch Stacking Connectors - 0.5mm Free Height \(FH\) Connectors](#)

English

[COM Connectors Brochure \(English\)](#)

English

Product Specifications

[Product Specification](#)

English

[0.5mm Pitch Board to Board Connector, Free Height Type](#)

English

Product Environmental Compliance

[MD_3-1827231-6_01112018430_dmtec](#)

English

[MD_3-1827231-6_01112018430_dmtec](#)

English

3-1827231-6

PCB Mount Receptacle, Vertical, Board-to-Board, 440 Position, .02 in [.5 mm]
Centerline, Gold, Surface Mount, Signal, Black, Free Height



Agency Approvals

UL

English