




MTA 100

TE Internal #: 3-640442-2

Standard Rectangular Connectors, Connector Assembly, Receptacle, Mating Retention, Insulation Displacement (IDC), Wire-to-Board, Tin, Normal, MTA 100

[View on TE.com >](#)

Connectors > Rectangular Connectors > Standard Rectangular Connectors > Nylon Tin Plated Receptacle: 2.54mm, No Mating Alignment, MTA 100



Connector Product Type: **Connector Assembly**

Connector & Housing Type: **Receptacle**

Mating Alignment: **Without**

Mating Retention: **With**

Mating Retention Type: **Locking Ramp**

[All Nylon Tin Plated Receptacle: 2.54mm, No Mating Alignment, MTA 100 \(481\)](#)

Features

Product Type Features

Product Style	Assembly
Shape	Rectangular
Wire/Cable Type	Stranded
Connector Type	Connector Assembly
Housing Type	Receptacle
Connector Product Type	Connector Assembly
Connector & Housing Type	Receptacle
Connector System	Wire-to-Board
Insertion Force Type	Normal
Sealable	No
Connector & Contact Terminates To	Wire & Cable

Configuration Features

Number of Cavities	2
--------------------	---



Number of Positions	2
Number of Rows	1
Panel Gasket	Without

Electrical Characteristics

Operating Voltage	250 VAC
-------------------	---------

Contact Features

Contact Layout	In-line
Contact Type	Female
Wire Contact Termination Area Plating Material	Tin
Contact Underplating Material	Nickel
Contact Mating Area Plating Material	Tin
Contact Retention Within Housing	With
Contact Current Rating (Max)	5 A

Termination Features

Termination Method to Wire & Cable	Insulation Displacement (IDC)
------------------------------------	-------------------------------

Mechanical Attachment

Panel Mount	No
Contact Retention Type Within Housing	Locking Lance
Panel Mount Feature	Without
Mating Alignment	Without
Mating Retention	With
Mating Retention Type	Locking Ramp
Connector Mounting Type	Cable Mount (Free-Hanging)

Housing Features

Housing Color	Blue
Housing Material	Nylon 6/6
Centerline (Pitch)	2.54 mm[.1 in]

Dimensions

Width	6.99 mm[.275 in]
Height	13.21 mm[.52 in]
Length	5.08 mm[.2 in]
Wire Size	.12 – .15 mm ²



Usage Conditions

Operating Temperature Range	-55 – 105 °C[-67 – 221 °F]
-----------------------------	----------------------------

Operation/Application

Shielded	No
Circuit Application	Signal

Industry Standards

CSA Rating	Certified
Agency/Standard	CSA, UL
UL Rating	Recognized
CSA File Number	LR7189
UL File Number	E28476
UL Flammability Rating	UL 94V-2

Packaging Features

Packaging Quantity	500
Packaging Method	Box & Carton

Product Compliance

[For compliance documentation, visit the product page on TE.com>](#)















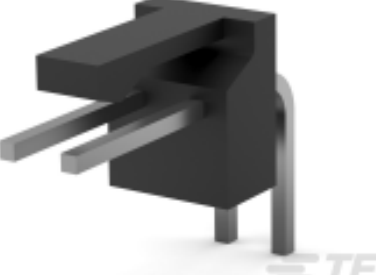

EU RoHS Directive 2011/65/EU	Compliant
EU ELV Directive 2000/53/EC	Compliant
China RoHS 2 Directive MIIT Order No 32, 2016	No Restricted Materials Above Threshold
EU REACH Regulation (EC) No. 1907/2006	Current ECHA Candidate List: JUNE 2022 (224) Candidate List Declared Against: JUNE 2022 (224) Does not contain REACH SVHC
Halogen Content	Not Low Halogen - contains Br or Cl > 900 ppm.
Solder Process Capability	Not applicable for solder process capability

Product Compliance Disclaimer

This information is provided based on reasonable inquiry of our suppliers and represents our current actual knowledge based on the information they provided. This information is subject to change. The part numbers that TE has identified as EU RoHS compliant have a maximum concentration of 0.1% by weight in homogenous materials for lead, hexavalent chromium, mercury, PBB, PBDE, DBP, BBP, DEHP, DIBP, and 0.01% for cadmium, or qualify for an exemption to these limits as defined in the Annexes of Directive 2011/65/EU (RoHS2). Finished electrical and electronic equipment products will be CE marked as required by Directive 2011/65/EU. Components may not be CE marked. Additionally, the part numbers that TE has identified as EU ELV compliant have a maximum concentration of 0.1% by weight in homogenous

materials for lead, hexavalent chromium, and mercury, and 0.01% for cadmium, or qualify for an exemption to these limits as defined in the Annexes of Directive 2000/53/EC (ELV). Regarding the REACH Regulation, the information TE provides on SVHC in articles for this part number is based on the latest European Chemicals Agency (ECHA) 'Guidance on requirements for substances in articles' posted at this URL: <https://echa.europa.eu/guidance-documents/guidance-on-reach>

Compatible Parts

 <p>TE Part # CAT-104MTA-NTPMP Nylon Tin Plated Plug: 2.54mm, With Mating Alignment, MTA 100</p>	 <p>TE Part # CAT-104MTA-PRUMH Polyester Right Angle PCB Header: 2.54mm, Wire-to-Board, MTA 100</p>	 <p>TE Part # CAT-104MTA-PVBRH Polyester Vertical PCB Header: 2.54 mm, Breakaway, MTA 100</p>	 <p>TE Part # CAT-104MTA-PVUNH Polyester Vertical PCB Header: 2.54 mm, Unshrouded, No Mating Alignment</p>
 <p>TE Part # CAT-104MTA-PRSMH Polyester Right Angle PCB Header: 2.54mm, Shrouded, With Mating Alignment</p>	 <p>TE Part # 640454-2 02P MTA100 HDR ASSY SQ STR POL</p>	 <p>TE Part # CAT-104MTA-PRUSH Polyester Right Angle PCB Header: 2.54mm, Unshrouded, MTA 100</p>	 <p>TE Part # 640550-2 02P MTA100 COVER</p>
 <p>TE Part # CAT-104MTA-PVSHH Polyester Vertical PCB Header: 2.54 mm, Shrouded, MTA 100</p>	 <p>TE Part # CAT-104MTA-NYLCC Nylon PCB Connector Covers: 2.54 mm, MTA 100</p>	 <p>TE Part # CAT-104MTA-NVTHH Nylong Vertical PCB Header: 2.54mm, Through Hole, MTA 100</p>	 <p>TE Part # 58074-1 MTA 50/100/156 MANUAL TOOL FRAME</p>
 <p>TE Part # CAT-104MTA-NVSMH Nylon Vertical PCB Header: 2.54mm, Surface Mount, MTA 100</p>	 <p>TE Part # 3-644694-2 02P MTA100 R/A HDR RETENTIVE</p>	 <p>TE Part # 3-647051-2 02P MTA100 HRD ASSYF/L HT LF</p>	 <p>TE Part # 58246-1 MTA 100 CRIMP HEAD REPAIR DISCRETE</p>




TE Part # 58246-3
MTA 100 CRIMP HEAD PRODUCTION RBBN CABLE



TE Part # 58579-1
MTA 100 MANUAL TOOL ASSEMBLY DISCRETE




TE Part # 58039-1
MTA 100 ARBOR FIXTURE DISCRETE RBN CABLE



TE Part # 58246-2
MTA 100 CRIMP HEAD PRODUCTION DISCRETE

Also in the Series | MTA 100



Insertion & Extraction Tools(2)




PCB Connector Covers(107)




PCB Connector Keying(1)




PCB Headers & Receptacles(1182)



Standard Rectangular Connectors (1718)




Wire-to-Board Connector Assemblies & Housings(1)

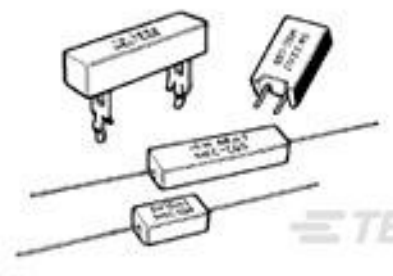


Wire-to-Board Connector Contacts(18)


Customers Also Bought



TE Part #3-640442-8
Nylon Tin Plated Receptacle: 2.54mm, No Mating Alignment, MTA 100



TE Part #1-1623793-0
SQP5 3K3 5% MTL FLM



TE Part #1415075-1
PT3S7TD0



TE Part #1217056-1
250 FASTON,PCB TAB,TPBR



TE Part #8-1437621-7
KFS500B1/4=KNOB ALUM BLACK ANO



TE Part #41291
250 FASTON,TAB,BR



TE Part #1483356-1
MICRO-MATCH LEAD 16P 100MM



Documents

Product Drawings

[02P MTA100 CONN ASSY BLU](#)

English

CAD Files

Customer View Model

[ENG_CVM_CVM_3-640442-2_Y.2d_dxf.zip](#)

English

[3D PDF](#)

3D

Customer View Model

[ENG_CVM_CVM_3-640442-2_Y.3d_igs.zip](#)

English

Customer View Model

[ENG_CVM_CVM_3-640442-2_Y.3d_stp.zip](#)

English

By downloading the CAD file I accept and agree to the [Terms and Conditions](#) of use.

Datasheets & Catalog Pages

[MTA, CST-100 II, SL-156 and AMP Economy Power \(EP\) Connectors](#)

English

Product Specifications

[Application Specification](#)

English

Product Environmental Compliance

[MD_3-640442-2_0919201708_dmtec](#)

English

[MD_3-640442-2_0919201708_dmtec](#)

English

Agency Approvals

[UL](#)

English