

292230-6 ✓ ACTIVE

## AMP Mini CT

TE Internal #: 292230-6

PCB Mount Header, Vertical, Wire-to-Board, 6 Position, .059 in [1.5 mm] Centerline, Fully Shrouded, Tin, Surface Mount, Signal, Natural, AMP Mini CT

[View on TE.com >](#)



Connectors > PCB Connectors > PCB Headers & Receptacles



Connector System: **Wire-to-Board**

Number of Positions: **6**

Number of Rows: **1**

Centerline (Pitch): **1.5 mm [ .059 in ]**

PCB Mount Orientation: **Vertical**

### Features

#### Product Type Features

Connector System	Wire-to-Board
Header Type	Fully Shrouded
Sealable	No
Connector & Contact Terminates To	Printed Circuit Board
PCB Connector Assembly Type	PCB Mount Header

#### Configuration Features

Number of Positions	6
Number of Rows	1
PCB Mount Orientation	Vertical

#### Electrical Characteristics

Operating Voltage	50 VAC
-------------------	--------

#### Body Features

Primary Product Color	Natural
-----------------------	---------

#### Contact Features

Contact Layout	Staggered
Contact Mating Area Length	2.4 mm[.095 in]
Mating Square Post Dimension	.5 mm[.02 in]
PCB Contact Termination Area Plating Material Thickness	1 $\mu$ m[39.37 $\mu$ in]



Contact Mating Area Plating Material Thickness	1 $\mu\text{m}$ [39.37 $\mu\text{in}$ ]
Contact Shape & Form	Square
Contact Mating Area Plating Material Finish	Matte
PCB Contact Termination Area Plating Material	Tin
Contact Base Material	Brass
Contact Mating Area Plating Material	Tin
Contact Type	Pin
Contact Current Rating (Max)	2 A

### Termination Features

Square Termination Post & Tail Dimension	.5 mm[.02 in]
Termination Method to Printed Circuit Board	Surface Mount

### Mechanical Attachment

PCB Mount Alignment Type	Locating Posts
Mating Alignment Type	Polarization
Mating Retention	With
PCB Mount Retention Type	Boardlock
Connector Mounting Type	Board Mount
Mating Alignment	With
PCB Mount Alignment	With
PCB Mount Retention	With

### Housing Features

Housing Material	Nylon
Centerline (Pitch)	1.5 mm[.059 in]

### Dimensions

Connector Length	11.5 mm[.452 in]
Connector Height	6.9 mm[.272 in]
Connector Width	4.7 mm[.185 in]
PCB Thickness (Recommended)	.8 mm[.031 in]

### Usage Conditions

Operating Temperature Range	-22 – 221 $^{\circ}\text{C}$ [-30 – 105 $^{\circ}\text{F}$ ]
-----------------------------	--

### Operation/Application

Assembly Process Feature	Pick and Place Cover
--------------------------	----------------------



Circuit Application

Signal

### Industry Standards

Agency/Standard

CSA, UL

Approved Standards

CSA LR7189, UL E28476

UL Flammability Rating

UL 94V-0

### Packaging Features

Packaging Quantity

500

Packaging Type

Box, Tape

### Product Compliance

[For compliance documentation, visit the product page on TE.com>](#)

EU RoHS Directive 2011/65/EU

Compliant

EU ELV Directive 2000/53/EC

Compliant

China RoHS 2 Directive MIIT Order No 32, 2016

No Restricted Materials Above Threshold

EU REACH Regulation (EC) No. 1907/2006

Current ECHA Candidate List: JUNE 2022 (224)  
 Candidate List Declared Against: JAN 2022 (223)  
 SVHC > Threshold:  
 Not Yet Reviewed

Halogen Content

Not Low Halogen - contains Br or Cl > 900 ppm.

Solder Process Capability

Reflow solder capable to 245°C

#### Product Compliance Disclaimer

This information is provided based on reasonable inquiry of our suppliers and represents our current actual knowledge based on the information they provided. This information is subject to change. The part numbers that TE has identified as EU RoHS compliant have a maximum concentration of 0.1% by weight in homogenous materials for lead, hexavalent chromium, mercury, PBB, PBDE, DBP, BBP, DEHP, DIBP, and 0.01% for cadmium, or qualify for an exemption to these limits as defined in the Annexes of Directive 2011/65/EU (RoHS2). Finished electrical and electronic equipment products will be CE marked as required by Directive 2011/65/EU. Components may not be CE marked. Additionally, the part numbers that TE has identified as EU ELV compliant have a maximum concentration of 0.1% by weight in homogenous materials for lead, hexavalent chromium, and mercury, and 0.01% for cadmium, or qualify for an exemption to these limits as defined in the Annexes of Directive 2000/53/EC (ELV). Regarding the REACH Regulation, the information TE provides on SVHC in articles for this part number is based on the latest European Chemicals Agency (ECHA) 'Guidance on requirements for substances in articles' posted at this URL: <https://echa.europa.eu/guidance-documents/guidance-on-reach>

### Compatible Parts




TE Part # CAT-AM7053-H8172  
Mini Common Termination (CT)  
Housings



TE Part # CAT-AM7053-C7671  
MINI COMMON TERMINATION  
CONTACTS



TE Part # 353293-6  
MINI CT MT REC ASSY 6P GRAY



TE Part # 1-353293-3  
MINI CT MT REC ASSY 13P GRAY



TE Part # 5-353293-6  
MINI CT MT REC ASSY 6P BLUE


Also in the Series | AMP Mini CT




PCB Connector Mounting(10)



PCB Headers & Receptacles(332)



Wire-to-Board Connector Assemblies  
& Housings(172)



Wire-to-Board Connector Contacts(4)

Customers Also Bought



TE Part #2-292207-9  
MINI CT SGL DIP V 9P BLACK



TE Part #2-2176389-5  
RQ 1206 191R 0.1% 10PPM 5K RL




TE Part #2-292175-3  
CT Box Header SMT: Vert, Shrouded




TE Part #1-292230-0  
1.5 MINI CT SGL V SMT W/BOSS 1



TE Part #292231-4  
1.5 MINI CT SGL V SMT W/O BOSS



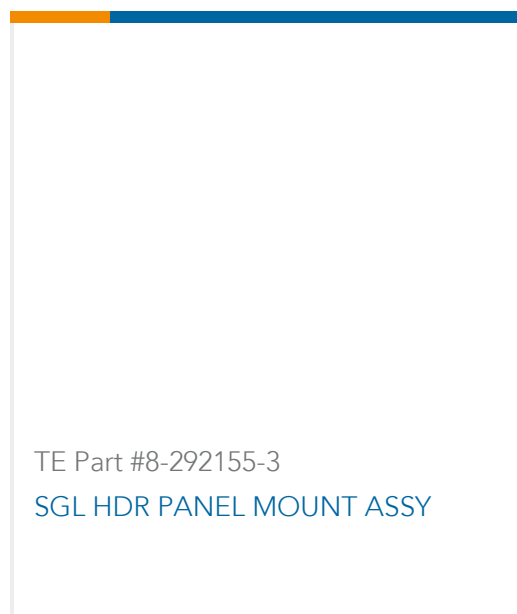
TE Part #1-2308397-1  
1.5 MINI CT SGL V SMT W/BOSS 11



TE Part #1-2308397-8  
1.5 MINI CT SGL V SMT W/BOSS 18



TE Part #8-292131-7  
SGL HDR ASSY BOX DIP V POLARIS



## Documents

### Product Drawings

[1.5 MINI CT SGL V SMT W/BOSS 6](#)

English

### CAD Files

[3D PDF](#)

3D

Customer View Model

[ENG\\_CVM\\_CVM\\_292230-6\\_A.2d\\_dxf.zip](#)

English

Customer View Model

[ENG\\_CVM\\_CVM\\_292230-6\\_A.3d\\_igs.zip](#)

English

Customer View Model

[ENG\\_CVM\\_CVM\\_292230-6\\_A.3d\\_stp.zip](#)

English

By downloading the CAD file I accept and agree to the [Terms and Conditions](#) of use.

### Datasheets & Catalog Pages

[6-1773454-5\\_AMP\\_Mini\\_CT\\_Connector\\_Series\\_QRG](#)

English

### Product Specifications

[Application Specification](#)

English

### Product Environmental Compliance

[MD\\_292230-6\\_05102016014\\_dmtec](#)

English

[MD\\_292230-6\\_05102016014\\_dmtec](#)

English

### Agency Approvals

[UL](#)

English