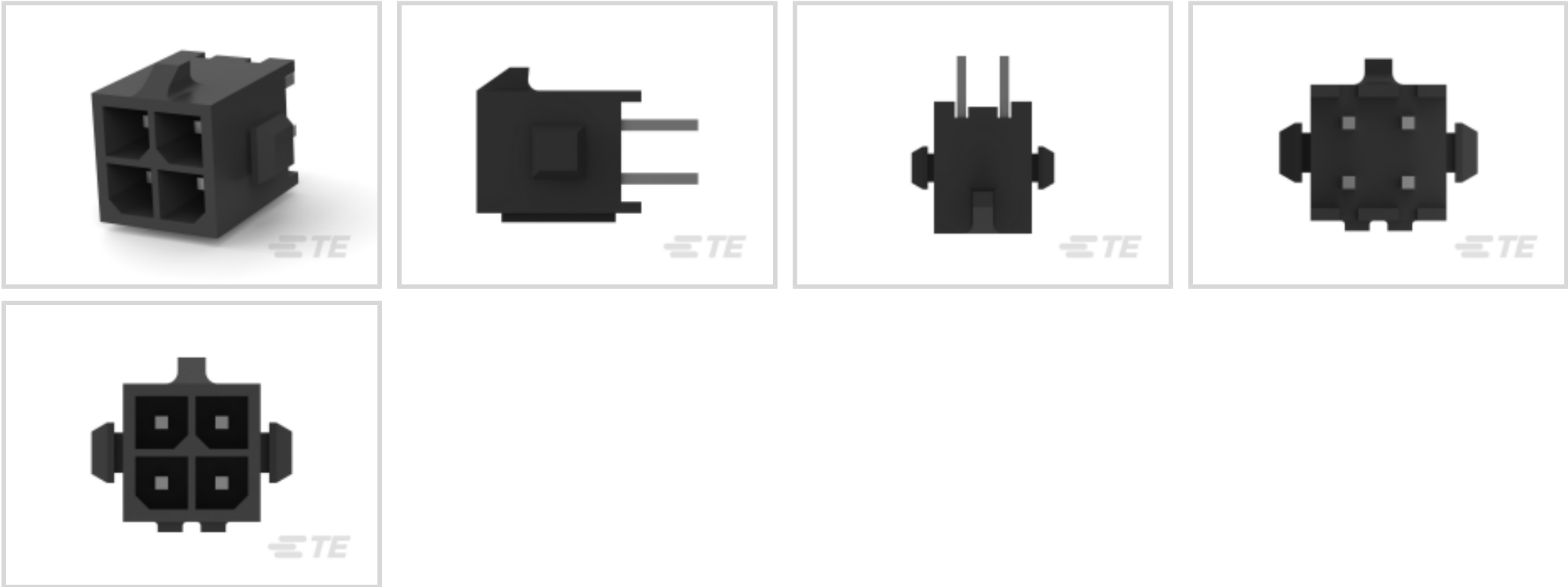




Connectors > Power Connectors > Rectangular Power > Rectangular Power Connectors



Rectangular Power Connector Type: **Header**

Connector & Housing Type: **Plug**

Connector System: **Wire-to-Board**

Number of Positions: **4**

Centerline (Pitch): **3 mm [.118 in]**

Features

Product Type Features

Header Type	Fully Shrouded
Rectangular Power Connector Type	Header
Connector & Housing Type	Plug
Connector System	Wire-to-Board
Sealable	No
Connector & Contact Terminates To	Printed Circuit Board

Configuration Features

Number of Positions	4
PCB Mount Orientation	Vertical
Number of Power Positions	4
Number of Rows	2

Electrical Characteristics

Operating Voltage	250 VDC
-------------------	---------

Contact Features



Multiple Contact Types	Without
Contact Current Rating (Max)	5 A
Contact Retention Within Housing	Without
Contact Type	Pin
PCB Contact Termination Area Plating Material	Tin
Contact Mating Area Plating Material	Tin
Contact Mating Area Plating Material Thickness	2.54 – 7.62 µm[100 – 300 µin]
Contact Termination Area Plating Thickness	2.54 µm[100 µin]

Termination Features

Termination Post & Tail Length	3.18 mm[.125 in]
Termination Method to Printed Circuit Board	Through Hole - Solder

Mechanical Attachment

Mating Alignment Type	Polarization
Mating Alignment	With
PCB Mount Alignment	Without
Panel Mount Feature	Without
PCB Mount Retention	With
PCB Mount Retention Type	Retention Bump
Connector Mounting Type	Board Mount
Mating Retention	With
Mating Retention Type	Locking Tab

Housing Features

Centerline (Pitch)	3 mm[.118 in]
Housing Color	Black
Housing Material	Nylon

Dimensions

Row-to-Row Spacing	3 mm[.118 in]
Width	8.67 mm
PCB Thickness (Recommended)	1.57 mm[.062 in]
Height	9.24 mm
Length	6.86 mm

Usage Conditions

--	--



Operating Temperature Range	-40 – 105 °C[-40 – 221 °F]
-----------------------------	----------------------------

Operation/Application

Circuit Application	Power
---------------------	-------

Industry Standards

CSA Rating	Certified
Glow Wire Material Rating	Material with GWFI 850°C, Material with GWIT ≥ 775°C
UL Flammability Rating	UL 94V-0
Glow Wire Rating	GWT 750°C (Without Flame)
Agency/Standard Number	E28476, VDE_40005280
Agency/Standard	CNR, USR, VDE
UL Rating	Recognized
CSA File Number	LR7189
VDE Tested	Yes

Packaging Features

Packaging Method	Box & Tray, Tray
Packaging Quantity	377

Product Compliance

For compliance documentation, visit the product page on TE.com>

EU RoHS Directive 2011/65/EU	Compliant
EU ELV Directive 2000/53/EC	Compliant
China RoHS 2 Directive MIIT Order No 32, 2016	No Restricted Materials Above Threshold
EU REACH Regulation (EC) No. 1907/2006	Current ECHA Candidate List: JUNE 2022 (224) Candidate List Declared Against: JAN 2022 (223) SVHC > Threshold: Not Yet Reviewed
Halogen Content	Low Halogen - Br, Cl, F, I < 900 ppm per homogenous material. Also BFR/CFR/PVC Free
Solder Process Capability	Reflow solder capable to 260°C

Product Compliance Disclaimer

This information is provided based on reasonable inquiry of our suppliers and represents our current actual knowledge based on the information they provided. This information is subject to change. The part numbers that TE has identified as



EU RoHS compliant have a maximum concentration of 0.1% by weight in homogenous materials for lead, hexavalent chromium, mercury, PBB, PBDE, DBP, BBP, DEHP, DIBP, and 0.01% for cadmium, or qualify for an exemption to these limits as defined in the Annexes of Directive 2011/65/EU (RoHS2). Finished electrical and electronic equipment products will be CE marked as required by Directive 2011/65/EU. Components may not be CE marked. Additionally, the part numbers that TE has identified as EU ELV compliant have a maximum concentration of 0.1% by weight in homogenous materials for lead, hexavalent chromium, and mercury, and 0.01% for cadmium, or qualify for an exemption to these limits as defined in the Annexes of Directive 2000/53/EC (ELV). Regarding the REACH Regulation, the information TE provides on SVHC in articles for this part number is based on the latest European Chemicals Agency (ECHA) 'Guidance on requirements for substances in articles' posted at this URL: <https://echa.europa.eu/guidance-documents/guidance-on-reach>

Compatible Parts



TE Part # 794617-4
4POS,MICRO MNL,RCPT HSG




TE Part # 4-2315124-0
10P MICRO MNL ASSY,VRT,SMT,LF




TE Part # 4-2315124-2
12P MICRO MNL ASSY,VRT,SMT,LF


Also in the Series | Micro MATE-N-LOK



Insertion & Extraction Tools(1)



Power Contacts(26)



Rectangular Power Connectors(712)

Customers Also Bought



TE Part #4-794630-8
18P MICRO MNL ASSY,VRT,HDR,LF



TE Part #3-794627-4
04P MICRO MNL ASSY,RA ,SMT, LF




TE Part #2-1445050-3
MICRO MNL HDR ASSY S/ROW LF



TE Part #5068314009
CGPT-6.4/3.2-6-SP



TE Part #456411-1
CRIMPER, WIRE .140 F



TE Part #4-794630-2
12P MICRO MNL ASSY,VRT,HDR,LF



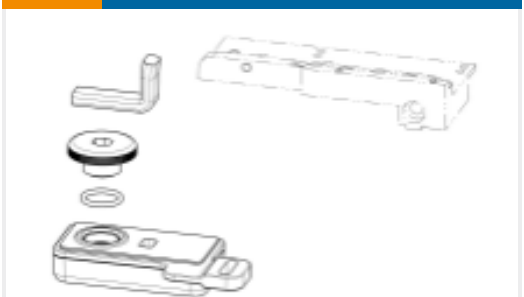
TE Part #9-1415047-1
RTHH4024



TE Part #5-1586041-6
6P VAL-U-LOK R/A HDR V2 WITH 5PIN TML



TE Part #7-2150632-7
OCEAN_2.0_SPARE_PART_KIT-140F



TE Part #2119955-5
COMMERCIAL LUBRICATOR SF REAR CARRIER

Documents

CAD Files

3D PDF

3D

Customer View Model

ENG_CVM_CVM_3-794630-4_H.2d_dxf.zip

English

Customer View Model

ENG_CVM_CVM_3-794630-4_H.3d_igs.zip

English

Customer View Model

ENG_CVM_CVM_3-794630-4_H.3d_stp.zip

English

By downloading the CAD file I accept and agree to the [Terms and Conditions](#) of use.

Datasheets & Catalog Pages

SOFT_SHELL_PIN_AND_SOCKET_CONNECTORS_CATALOG

English

MICRO MATE-N-LOK CONNECTOR SYSTEM

English

1773458-4_MICRO_MATE_N_LOK_CONNECTOR_SYSTEM_ORG

English

Product Specifications

Application Specification

English

Product Environmental Compliance



[MD_3-794630-4_06232016856_dmtec](#)

English

[MD_3-794630-4_06232016856_dmtec](#)

English

[Agency Approvals](#)

[VDE Certificate](#)

English