

- NOTES: (UNLESS OTHERWISE SPECIFIED)
- MATING TERMINAL SHOWN ON SD-34083-002
  - MATERIAL: ASTM B422, UNS C19025, HR04  
THICKNESS: 0.30 mm ± 0.01  
TEMPER: FULL, HARD (REF)  
TENSILE: 496 MN MPA
  - TIN PLATED TERMINAL FINISH  
OVERALL UNDERPLATE ELECTRODEPOSITED NICKEL  
OVERALL ELECTRODEPOSITED REFLOW TIN
  - GOLD PLATED TERMINAL FINISH  
OVERALL UNDERPLATE ELECTRODEPOSITED DUCTILE SULFAMATE NICKEL  
CONTACT AREA - ELECTRODEPOSITED GOLD  
GRP AREA - ELECTRODEPOSITED 100% TIN MATTE FINISH
  - SILVER PLATED TERMINAL FINISH  
OVERALL UNDERPLATE ELECTRODEPOSITED DUCTILE SULFAMATE NICKEL  
CONTACT AREA - ELECTRODEPOSITED PURE SILVER (0.5% MAX IMPURITIES) SEM-BRIGHT FINISH  
- SILVER ANTI-ARNISH + EVAPORATE  
GRP AREA - ELECTRODEPOSITED 100% TIN MATTE FINISH
  - MEETS PERFORMANCE SPECIFICATION FOR CABLE TO TERMINAL ELECTRICAL CRIMPS PER SAE/J593-2 (2/2004)
  - MEETS PERFORMANCE STANDARD FOR AUTOMOTIVE ELECTRICAL CONNECTOR SYSTEMS FOR SAE/J593-2, REV. 4 (TEMP CLASS 3) (5/2004)
  - MEETS ELECTRICAL CONNECTION SYSTEM DESIGN SPECIFICATION (SDS) REV.15 (9/2007)
  - MEETS FIELD CORRELATED LIFE TEST (FCLT) PER SAE/J593-20 (6/2004)
  - REFERENCE FORD CAVITY SPECIFICATION 978G-14421-ADA
  - REFERENCE AS-34080-001 FOR CRIMP INFORMATION
  - REFERENCE PK-31300-516 FOR REEL DIRECTION
  - REFERENCE PS-34083-002 FOR PRODUCT SPECIFICATION

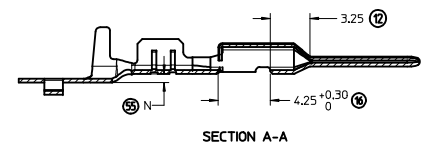
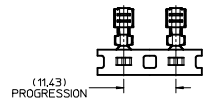
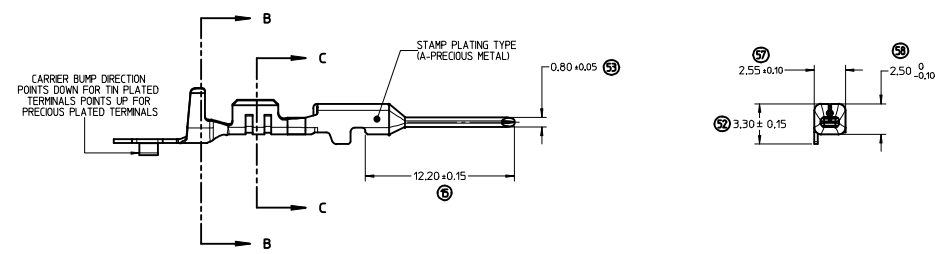
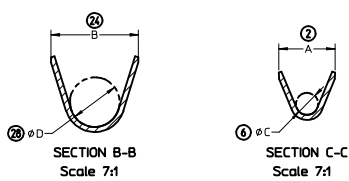


TABLE 1 - TERMINAL PART NUMBER AND DIMENSION REFERENCE

FAMILY	GENDER	SEALING	PLATING	PART NUMBER	PAYOFF DIRECTION	GRIP CODE	WIRE SIZES*	A ±0.3	B ±0.20	C ±0.3	D ±0.15	N ±0.10	SPECIAL CHARACTERISTICS	
MX150	BLADE	WIRE SEAL	Sn	34080-0003	RIGHT (B)	22	22AWG	2.5	4.85	0.9	2.90	0.55	HIGH PERFORMANCE Sn	
				34080-1003	LEFT (D)									
				34080-0002	RIGHT (B)	18	20/18AWG	3.3	5.00	1.3	2.90	0.70		
				34080-1002	LEFT (D)									
				34080-0001	RIGHT (B)	14	16/14AWG	3.6	5.00	1.7	2.90	0.90		
				34080-1001	LEFT (D)									
			Au	34080-0106	RIGHT (B)	22	22AWG	2.5	4.85	0.9	2.90	0.55	HIGH PERFORMANCE Au	
				34080-1106	LEFT (D)									
				34080-0104	RIGHT (B)	18	20/18AWG	3.3	5.00	1.3	2.90	0.70		
				34080-1104	LEFT (D)									
				34080-0102	RIGHT (B)	14	16/14AWG	3.6	5.00	1.7	2.90	0.90		
				34080-1102	LEFT (D)									
Ag	34080-0206	RIGHT (B)	22	22AWG	2.5	4.85	0.9	2.90	0.55	HIGH PERFORMANCE Ag				
	34080-1206	LEFT (D)												
	34080-0204	RIGHT (B)	18	20/18AWG	3.3	5.00	1.3	2.90	0.70					
	34080-1204	LEFT (D)												
	34080-0202	RIGHT (B)	14	16/14AWG	3.6	5.00	1.7	2.90	0.90					
	34080-1202	LEFT (D)												

\*SEE AS-34080-001 FOR SPECIFIC WIRE TYPES

<b>MINOR CORRECTIONS</b> IEC NO: UAU2017-1076 DRAWN: WAKESHISHI 2017/05/24 CHK'D: DHIR 2017/05/29 APPR'T: SMITH 2017/06/09	QUALITY SYMBOLS ∇=0 ∇=0 ∇=0	GENERAL TOLERANCES (UNLESS SPECIFIED)		DIMENSION STYLE <b>MM ONLY</b>		SCALE <b>5:1</b>	DESIGN UNITS <b>METRIC</b>	THIRD ANGLE PROJECTION
		4 PLACES ± mm ± INCH 3 PLACES ± --- ± --- 2 PLACES ± 0.10 ± --- 1 PLACE ± 0.3 ± --- 0 PLACE ± ±		DATE 2008/06/09 DATE 2008/06/09 DATE 2008/09/06		TITLE <b>MX 150 BLADE CABLE SEAL</b>		
		ANGULAR ± 3 ° DRAFT WHERE APPLICABLE MUST REMAIN WITHIN DIMENSIONS		MATERIAL NO. <b>SEE TABLE</b>		DOCUMENT NO. <b>SD-34080-001</b>		
		SIZE <b>D</b>		THIS DRAWING CONTAINS INFORMATION THAT IS PROPRIETARY TO MOLEX INCORPORATED AND SHOULD NOT BE USED WITHOUT WRITTEN PERMISSION				