

292227-6 ✓ ACTIVE



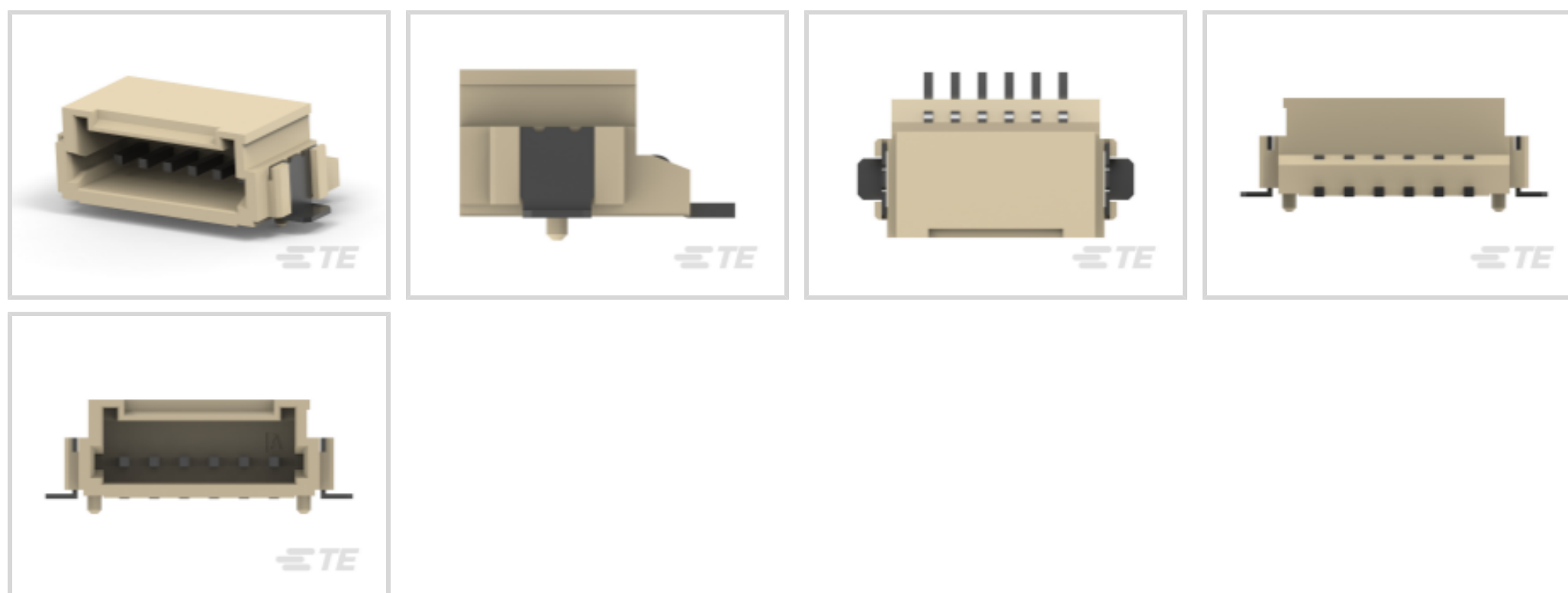
## AMP Mini CT

TE Internal #: 292227-6

PCB Mount Header, Right Angle, Wire-to-Board, 6 Position, .059 in [1.5 mm] Centerline, Fully Shrouded, Pre-Tin, Surface Mount, Signal, AMP Mini CT

[View on TE.com >](#)

Connectors > PCB Connectors > PCB Headers & Receptacles > MINI COMMON TERMINATION HEADERS



Connector System: **Wire-to-Board**

Number of Positions: **6**

Number of Rows: **1**

Centerline (Pitch): **1.5 mm [ .059 in ]**

PCB Mount Orientation: **Right Angle**

[All MINI COMMON TERMINATION HEADERS \(140\)](#)

## Features

### Product Type Features

Connector System	Wire-to-Board
Header Type	Fully Shrouded
Sealable	No
Connector & Contact Terminates To	Printed Circuit Board
PCB Connector Assembly Type	PCB Mount Header

### Configuration Features

Number of Positions	6
Number of Rows	1
PCB Mount Orientation	Right Angle

### Electrical Characteristics

Operating Voltage	50 VAC
-------------------	--------

### Body Features



Primary Product Color	Natural
-----------------------	---------

### Contact Features

Contact Layout	Inline
Contact Mating Area Length	2.4 mm[.095 in]
Mating Square Post Dimension	.5 mm[.02 in]
PCB Contact Termination Area Plating Material Thickness	1 $\mu$ m[39.37 $\mu$ in]
Contact Mating Area Plating Material Thickness	1 $\mu$ m[39.37 $\mu$ in]
Contact Shape & Form	Square
Contact Mating Area Plating Material Finish	Matte
PCB Contact Termination Area Plating Material	Pre-Tin
Contact Base Material	Brass
Contact Mating Area Plating Material	Pre-Tin
Contact Type	Pin
Contact Current Rating (Max)	2 A

### Termination Features

Square Termination Post & Tail Dimension	.5 mm[.02 in]
Termination Method to Printed Circuit Board	Surface Mount

### Mechanical Attachment

PCB Mount Alignment Type	Locating Posts
Mating Alignment Type	Polarization
Mating Retention	With
PCB Mount Retention Type	Solder Peg
Mating Retention Type	Latch
Connector Mounting Type	Board Mount
Mating Alignment	With
PCB Mount Alignment	With
PCB Mount Retention	With

### Housing Features

Housing Material	Nylon 6T
Centerline (Pitch)	1.5 mm[.059 in]

### Dimensions

Connector Length	13.5 mm[.531 in]
------------------	------------------



Connector Height	7.7 mm[.303 in]
------------------	-----------------

Connector Width	4.9 mm[.192 in]
-----------------	-----------------

PCB Thickness (Recommended)	.8 mm[.031 in]
-----------------------------	----------------

### Usage Conditions

Operating Temperature Range	-22 – 221 °C[-30 – 105 °F]
-----------------------------	----------------------------

### Operation/Application

Assembly Process Feature	Pick and Place Cover
--------------------------	----------------------

Circuit Application	Signal
---------------------	--------

### Industry Standards

Agency/Standard	CSA, UL
-----------------	---------

Approved Standards	CSA LR7189, UL E28476
--------------------	-----------------------

UL Flammability Rating	UL 94V-0
------------------------	----------

### Packaging Features

Packaging Quantity	200
--------------------	-----

Packaging Type	Reel
----------------	------

### Product Compliance

[For compliance documentation, visit the product page on TE.com>](#)

EU RoHS Directive 2011/65/EU	Compliant
------------------------------	-----------

EU ELV Directive 2000/53/EC	Compliant
-----------------------------	-----------

China RoHS 2 Directive MIIT Order No 32, 2016	No Restricted Materials Above Threshold
---	---

EU REACH Regulation (EC) No. 1907/2006	Current ECHA Candidate List: JUNE 2022 (224) Candidate List Declared Against: JAN 2022 (223) SVHC > Threshold: Not Yet Reviewed
--	--

Halogen Content	Not Low Halogen - contains Br or Cl > 900 ppm.
-----------------	--

Solder Process Capability	Reflow solder capable to 245°C
---------------------------	--------------------------------

#### Product Compliance Disclaimer

This information is provided based on reasonable inquiry of our suppliers and represents our current actual knowledge based on the information they provided. This information is subject to change. The part numbers that TE has identified as EU RoHS compliant have a maximum concentration of 0.1% by weight in homogenous materials for lead, hexavalent chromium, mercury, PBB, PBDE, DBP, BBP, DEHP, DIBP, and 0.01% for cadmium, or qualify for an exemption to these limits as defined in the Annexes of Directive 2011/65/EU (RoHS2). Finished electrical and electronic equipment products will be CE marked as required by Directive 2011/65/EU. Components may not be CE marked. Additionally, the part

numbers that TE has identified as EU ELV compliant have a maximum concentration of 0.1% by weight in homogenous materials for lead, hexavalent chromium, and mercury, and 0.01% for cadmium, or qualify for an exemption to these limits as defined in the Annexes of Directive 2000/53/EC (ELV). Regarding the REACH Regulation, the information TE provides on SVHC in articles for this part number is based on the latest European Chemicals Agency (ECHA) 'Guidance on requirements for substances in articles' posted at this URL: <https://echa.europa.eu/guidance-documents/guidance-on-reach>

## Compatible Parts



TE Part # CAT-AM7053-H8172  
Mini Common Termination (CT)  
Housings



TE Part # CAT-AM7053-C7671  
MINI COMMON TERMINATION  
CONTACTS



TE Part # 353293-6  
MINI CT MT REC ASSY 6P GRAY



TE Part # 1-353293-3  
MINI CT MT REC ASSY 13P GRAY



TE Part # 2-353293-6  
1.5MM CT MT REC ASS'Y 6P BLACK



TE Part # 2058943-5  
Cable Assembly Mini CT 6 pos.




TE Part # 2-179694-6  
CT MT REC ASSY 6P GRAY



TE Part # 5-353293-6  
MINI CT MT REC ASSY 6P BLUE


## Also in the Series | AMP Mini CT




PCB Connector Mounting(10)



PCB Headers & Receptacles(332)



Wire-to-Board Connector Assemblies  
& Housings(172)



Wire-to-Board Connector Contacts(4)

## Customers Also Bought



TE Part #292173-5  
CT BOX HDR H SMT 5P O/TAPE BLA



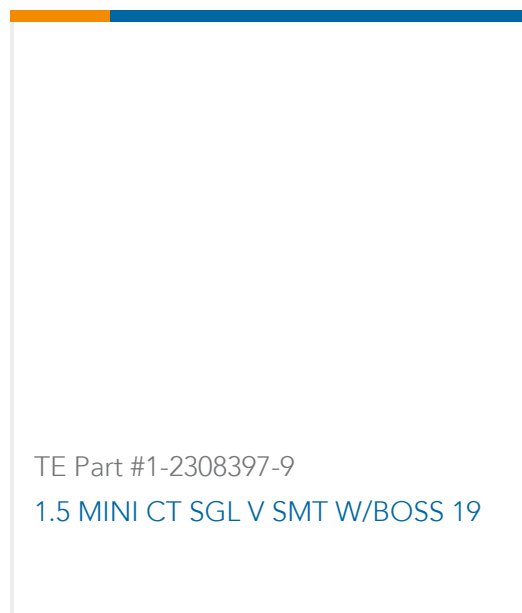
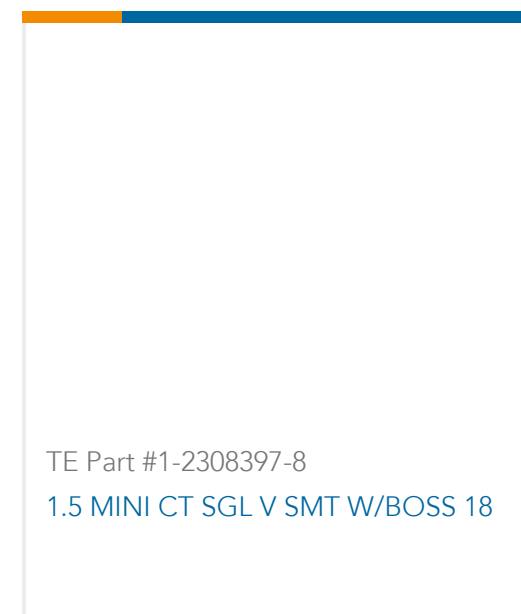
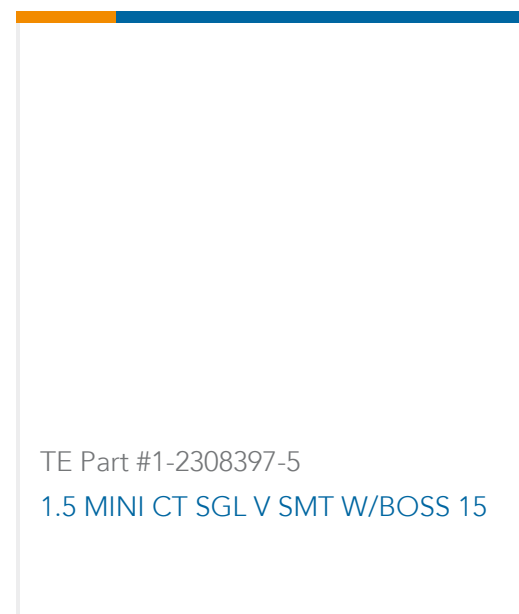
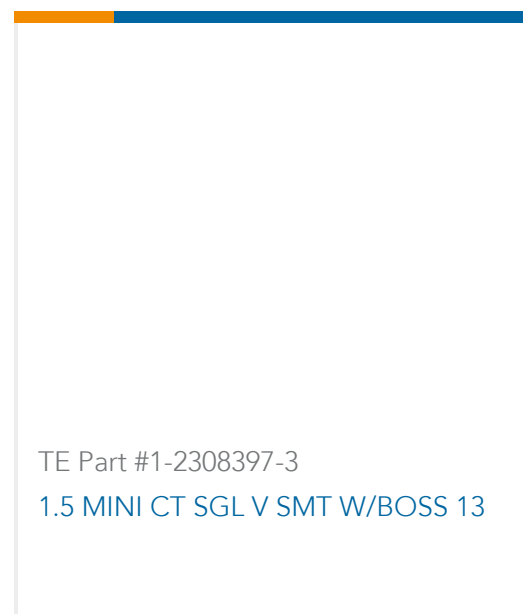
TE Part #292230-3  
1.5 MINI CT SGL V SMT W/BOSS 3



TE Part #1-292207-9  
MINI CT SGL DIP V 19P NAT



TE Part #1-292207-1  
MINI CT SGL DIP V 11P NAT



## Documents

### Product Drawings

#### 1.5 MINI CT SGL H SMT W BOSS 6

English

### CAD Files

#### 3D PDF

3D

#### Customer View Model

[ENG\\_CVM\\_CVM\\_292227-6\\_A1.2d\\_dxf.zip](#)

English

#### Customer View Model

[ENG\\_CVM\\_CVM\\_292227-6\\_A1.3d\\_igs.zip](#)

English

#### Customer View Model

[ENG\\_CVM\\_CVM\\_292227-6\\_A1.3d\\_stp.zip](#)

English

By downloading the CAD file I accept and agree to the [Terms and Conditions](#) of use.

### Datasheets & Catalog Pages

#### 6-1773454-5\_AMP\_Mini\_CT\_Connector\_Series\_QRG

English

### Product Specifications

#### Application Specification

English

### Product Environmental Compliance

#### MD\_292227-6\_06132017025\_dmtec



English

[MD\\_292227-6\\_06132017025\\_dmtec](#)

English

---

**Agency Approvals**

**UL**

English