

3-640401-1 ✓ ACTIVE



AMP-IN

TE Internal #: 3-640401-1

PCB Terminals, PCB Pin, PCB Hole Diameter 1.4 mm [.055 in], 26 – 22 AWG Wire Size, .12 – .4 mm² Wire Size, Crimp, Pre-Tin Plating, Reel

[View on TE.com >](#)

Terminals & Splices > PCB Terminals



PCB Terminal Type: PCB Pin

PCB Thickness (Recommended): 1.57 mm [.062 in]

PCB Hole Diameter: 1.4 mm [.055 in]

Profile Height from PCB: 1.35 mm [.053 in]

Accepts Wire Insulation Diameter (Max): 2.54 mm [.1 in]

Features

Product Type Features

PCB Terminal Mounting Style	Stud Mount
-----------------------------	------------

Configuration Features

Stud Hole	No
Terminal Angle	180 °

Body Features

Finish	Bright
--------	--------

Contact Features

Contact Plating Material	Tin
PCB Terminal Type	PCB Pin
Terminal Plating Material	Pre-Tin
Terminal Size	Miniature
Terminal Orientation	Straight

Termination Features

--	--



Termination Method to Wire & Cable	Crimp
------------------------------------	-------

Product Terminates To	Printed Circuit Board
-----------------------	-----------------------

Mechanical Attachment

Wire Insulation Support	With
-------------------------	------

Dimensions

Extension Below Board	3.68 mm[.145 in]
-----------------------	------------------

PCB Thickness (Recommended)	1.57 mm[.062 in]
-----------------------------	------------------

PCB Hole Diameter	1.4 mm[.055 in]
-------------------	-----------------

Profile Height from PCB	1.35 mm[.053 in]
-------------------------	------------------

Accepts Wire Insulation Diameter (Max)	2.54 mm[.1 in]
--	----------------

Accepts Wire Insulation Diameter Range	1.02 – 2.54 mm[.04 – .1 in]
--	-----------------------------

Wire Size	.12 – .4 mm ²
-----------	--------------------------

Usage Conditions

Insulation Option	Uninsulated
-------------------	-------------

Operating Temperature Range	-55 – 105 °C[-67 – 221 °F]
-----------------------------	----------------------------

Packaging Features

Packaging Quantity	9000
--------------------	------

Packaging Method	Reel
------------------	------

Other

Comment	Higher tensile available with nose crimp., Machine applied applicator required., No hand tools available., Not available in loose piece.
---------	--

Product Compliance

[For compliance documentation, visit the product page on TE.com>](#)

EU RoHS Directive 2011/65/EU	Compliant
------------------------------	-----------

EU ELV Directive 2000/53/EC	Compliant
-----------------------------	-----------

China RoHS 2 Directive MIIT Order No 32, 2016	No Restricted Materials Above Threshold
---	---

EU REACH Regulation (EC) No. 1907/2006	Current ECHA Candidate List: JUNE 2022 (224) Candidate List Declared Against: JAN 2022 (223) SVHC > Threshold: Not Yet Reviewed
--	--















Halogen Content Low Halogen - Br, Cl, F, I < 900 ppm per homogenous material. Also BFR/CFR/PVC Free

Solder Process Capability Wave solder capable to 265°C

Product Compliance Disclaimer

This information is provided based on reasonable inquiry of our suppliers and represents our current actual knowledge based on the information they provided. This information is subject to change. The part numbers that TE has identified as EU RoHS compliant have a maximum concentration of 0.1% by weight in homogenous materials for lead, hexavalent chromium, mercury, PBB, PBDE, DBP, BBP, DEHP, DIBP, and 0.01% for cadmium, or qualify for an exemption to these limits as defined in the Annexes of Directive 2011/65/EU (RoHS2). Finished electrical and electronic equipment products will be CE marked as required by Directive 2011/65/EU. Components may not be CE marked. Additionally, the part numbers that TE has identified as EU ELV compliant have a maximum concentration of 0.1% by weight in homogenous materials for lead, hexavalent chromium, and mercury, and 0.01% for cadmium, or qualify for an exemption to these limits as defined in the Annexes of Directive 2000/53/EC (ELV). Regarding the REACH Regulation, the information TE provides on SVHC in articles for this part number is based on the latest European Chemicals Agency (ECHA) 'Guidance on requirements for substances in articles' posted at this URL: <https://echa.europa.eu/guidance-documents/guidance-on-reach>

Compatible Parts

 <p>TE Part # 2305570-1 TERMINAL CUTTER, SIDE FEED</p>	 <p>TE Part # 3-42642-3 AMP-IN TERM IS 22-20 010PTBR</p>	 <p>TE Part # 640311-5 MINI AMP-IN 22-18 AWG POST TIN PLTD</p>	 <p>TE Part # 172020-1 13P MINI AMPIN HEADER HSG PLTD</p>
 <p>TE Part # 2-2266321-1 OCEAN_2.0_Applicator-S-042F110F</p>	 <p>TE Part # 2-2266321-2 OCEAN_2.0_Applicator-S-042F110FA</p>	 <p>TE Part # 2266321-1 OCEAN_2.0_Applicator-S-042F110F</p>	 <p>TE Part # 2266321-2 OCEAN_2.0_Applicator-S-042F110FA</p>
 <p>TE Part # 7-2266321-1 OCEAN_2.0_Applicator-S-042F110F</p>	 <p>TE Part # 7-2266321-2 OCEAN_2.0_Applicator-S-042F110FA</p>	 <p>TE Part # 7-2266321-7 OCEAN_2.0_SPARE_PART_KIT-042F110F</p>	 <p>TE Part # 7-2266321-8 OCEAN_2.0_SPARE_PART_KIT-042F110F</p>

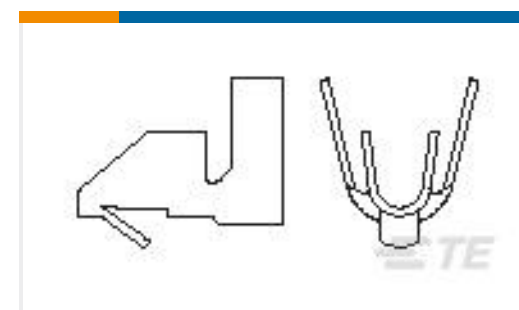
Customers Also Bought




TE Part #2-320863-2
TERMINAL,PIDG SPD FLG 16-14 10



TE Part #2-520273-2
ULTRAFAST 110 ASSY REC 22-18
TPBR LP



TE Part #3-770565-1
MINI AMP-IN 22-18 AWG SN/BRASS
LF



TE Part #1-826936-6
16P AMPMODU II STIFT LEI



TE Part #1-1625890-4
2W SM M/OX 5% 15K



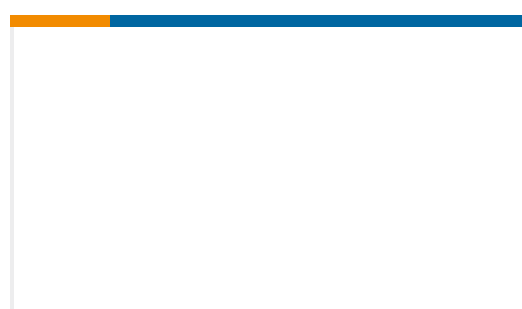
TE Part #2176341-9
CRGCQ 0805 47R 1%



TE Part #2-1879502-6
CRGH2512 5% 150K 2W



TE Part #1-1633713-1
CRIMPER, WIRE PREMIUM .039



TE Part #809684-1
PLATE, BASE



TE Part #810418
HOOK RETAINER & SPRING BRKT

Documents

Product Drawings

[MINI AMP-IN 26-22 SN/PHBZ](#)

English

CAD Files

[3D PDF](#)

3D

Customer View Model

[ENG_CVM_CVM_3-640401-1_Y.2d_dxf.zip](#)

English

Customer View Model

[ENG_CVM_CVM_3-640401-1_Y.3d_igs.zip](#)

English

Customer View Model

[ENG_CVM_CVM_3-640401-1_Y.3d_stp.zip](#)

English

[3D PDF](#)

English



Customer View Model

[ENG_CVM_3-640401-1_P.2d_dxf.zip](#)

English

Customer View Model

[ENG_CVM_3-640401-1_P.3d_igs.zip](#)

English

Customer View Model

[ENG_CVM_3-640401-1_P.3d_stp.zip](#)

English

By downloading the CAD file I accept and agree to the [Terms and Conditions](#) of use.

Datasheets & Catalog Pages

[PRINTED CIRCUIT BOARD TERMINALS AND DISCONNECTS](#)

English

Product Specifications

[Application Specification](#)

English

Product Environmental Compliance

[MD_3-640401-1_10262018648_dmtec](#)

English

[MD_3-640401-1_10262018648_dmtec](#)

English