



Connectors > Automotive Connectors > Connector Housings > MQS, CONNECTOR HOUSING



Connector & Housing Type: **Housing for Female Terminals**

Mating Tab Width: **.63 mm, 1.5 mm [ .025 in, .059 in ]**

Connector System: **Wire-to-Board, Wire-to-Device**

Number of Positions: **60**

Centerline (Pitch): **2.5 mm [ .098 in ]**

[All MQS, CONNECTOR HOUSING \(557\)](#)

## Features

### Product Type Features

Connector & Housing Shape	Rectangular
Connector & Housing Type	Housing for Female Terminals
Connector System	Wire-to-Board, Wire-to-Device
Sealable	Yes
Hybrid Connector	No
Primary Locking Feature	Integrated in Housing

### Configuration Features

Blank Cavity Position	24, 36
Number of Positions	60
Number of Rows	4

### Electrical Characteristics

Operating Voltage	12 VDC
Nominal Voltage Architecture	12 V

### Body Features

Body Material	PBT GF
Primary Product Color	Black

### Contact Features



Contact Size	.63mm, 1.5mm
Contact Type	Receptacle
Mating Tab Width	.63 mm, 1.5 mm [.025 in][.059 in]

### Mechanical Attachment

Mounting Feature	Without
Terminal Position Assurance	Yes
Strain Relief	With
Mating Alignment Type	Polarized
Mating Alignment	With
Connector Mounting Type	Cable Mount (Free-Hanging)

### Housing Features

Centerline (Pitch)	2.5 mm [.098 in]
--------------------	------------------

### Dimensions

Product Width	36.5 mm [1.437 in]
Product Length	60.65 mm [2.388 in]
Product Height	43 mm [1.693 in]
Row-to-Row Spacing	2.54 mm [.1 in]

### Usage Conditions

Operating Temperature (Max)	70 °C, 75 °C, 80 °C, 85 °C, 90 °C, 100 °C, 105 °C, 110 °C, 120 °C [158 °F][167 °F][176 °F][185 °F][194 °F][212 °F][221 °F][230 °F][248 °F]
Operating Temperature Range	-40 – 120 °C [-40 – 248 °F]

### Operation/Application

Circuit Application	Signal
---------------------	--------

### Industry Standards

UL Flammability Rating	UL 94HB
------------------------	---------

### Packaging Features

Packaging Method	Box
------------------	-----

### Other

Serviceable	Yes
Connector Position Assurance Capable	No

## Product Compliance

For compliance documentation, visit the product page on [TE.com](https://www.te.com)>

EU RoHS Directive 2011/65/EU	Compliant
EU ELV Directive 2000/53/EC	Compliant
China RoHS 2 Directive MIIT Order No 32, 2016	No Restricted Materials Above Threshold
EU REACH Regulation (EC) No. 1907/2006	Current ECHA Candidate List: JUNE 2022 (224) Candidate List Declared Against: JAN 2022 (223) SVHC > Threshold: Not Yet Reviewed
Halogen Content	BFR/CFR/PVC Free, but Br/Cl >900 ppm in other sources.
Solder Process Capability	Not applicable for solder process capability

### Product Compliance Disclaimer

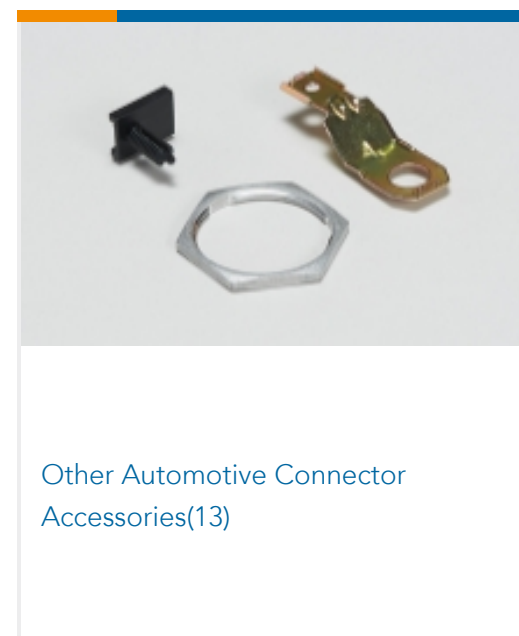
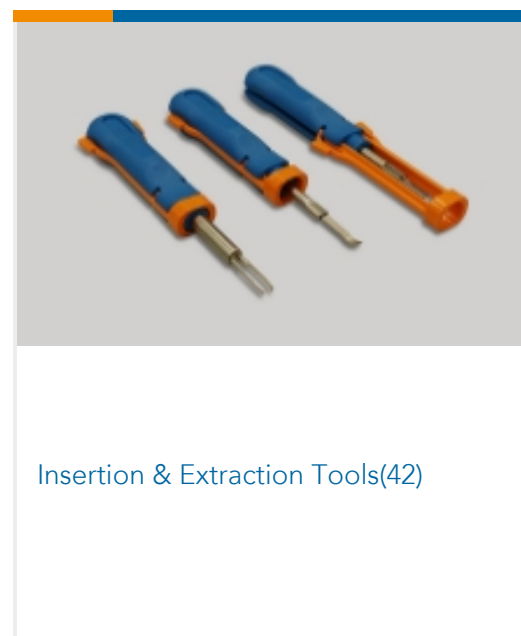

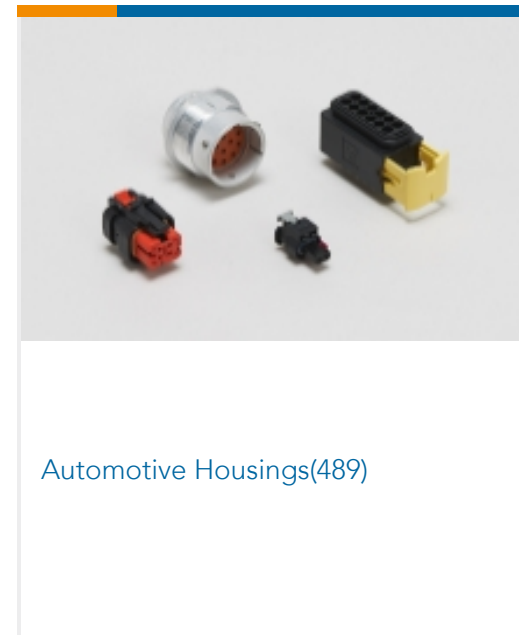
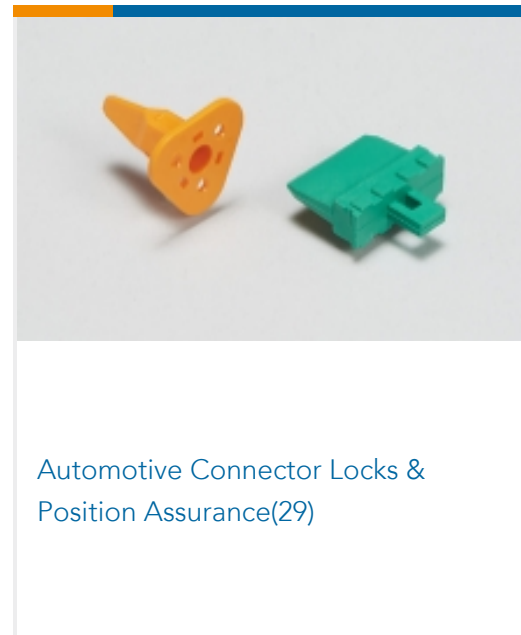
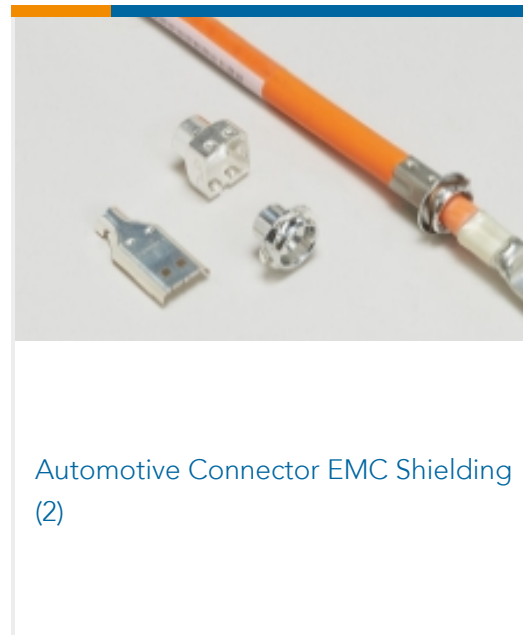
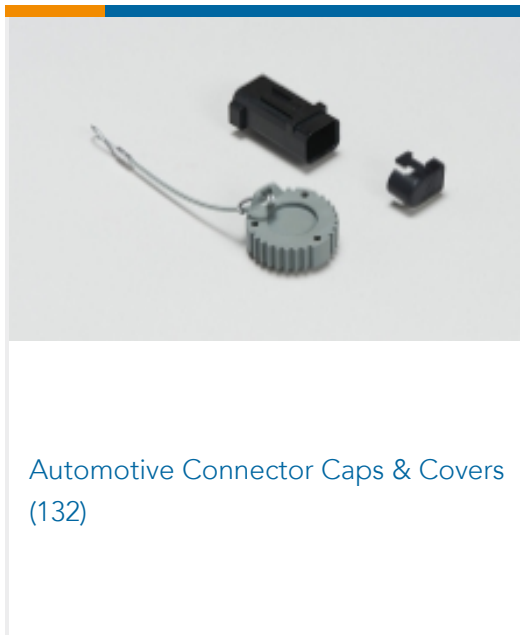
This information is provided based on reasonable inquiry of our suppliers and represents our current actual knowledge based on the information they provided. This information is subject to change. The part numbers that TE has identified as EU RoHS compliant have a maximum concentration of 0.1% by weight in homogenous materials for lead, hexavalent chromium, mercury, PBB, PBDE, DBP, BBP, DEHP, DIBP, and 0.01% for cadmium, or qualify for an exemption to these limits as defined in the Annexes of Directive 2011/65/EU (RoHS2). Finished electrical and electronic equipment products will be CE marked as required by Directive 2011/65/EU. Components may not be CE marked. Additionally, the part numbers that TE has identified as EU ELV compliant have a maximum concentration of 0.1% by weight in homogenous materials for lead, hexavalent chromium, and mercury, and 0.01% for cadmium, or qualify for an exemption to these limits as defined in the Annexes of Directive 2000/53/EC (ELV). Regarding the REACH Regulation, the information TE provides on SVHC in articles for this part number is based on the latest European Chemicals Agency (ECHA) 'Guidance on requirements for substances in articles' posted at this URL: <https://echa.europa.eu/guidance-documents/guidance-on-reach>

## Compatible Parts

 <p>TE Part # 2-1355123-3 CARRIER HSG 60POS, ASSY</p>	 <p>TE Part # CAT-M8793-T273 MQS, RECEPTACLE AND TAB</p>	 <p>TE Part # 1-1355118-1 RETAINER FOR 60POS SOCKET HSG</p>	 <p>TE Part # 1394871-1 MQS DICHTSTOPFEN</p>
--	---	--	---




Also in the Series | **MQS**



Customers Also Bought





## Documents

### Product Drawings

#### CONNECTOR HSG 60 POS.

English

### CAD Files

#### 3D PDF

English

#### Customer View Model

[ENG\\_CVM\\_3-1534903-1\\_D5.2d\\_dxf.zip](#)

English

#### Customer View Model

[ENG\\_CVM\\_3-1534903-1\\_D5.3d\\_igs.zip](#)

English

#### Customer View Model

[ENG\\_CVM\\_3-1534903-1\\_D5.3d\\_stp.zip](#)

English

By downloading the CAD file I accept and agree to the [Terms and Conditions](#) of use.

### Datasheets & Catalog Pages

#### Micro Quadlok Interconnection System (MQS)

English

### Product Environmental Compliance

#### Product Compliance

English

#### Product Compliance

English

3-1534903-1

Housing for Female Terminals, Wire-to-Device / Wire-to-Board, 60 Position, .098 in [2.5 mm] Centerline, Sealable, Black, Signal, MQS

