ASSEMBLY PART NUMBER	HOUSING PART NUMBER	COLOR	KEYING OPTION	DIMENSIONS (DEGREES)		CAVITY TYPE & STATUS (X = PLUGGED)						MAT SEAL CAP	CPA	INTERFACE SEAL	MAT SEAL	INSERT / TPA
				A	B	1	2	3	4	5	6					
33472-0601	33492-0601	BLACK	A	60	60							33532-0601	-	33522-0601	33512-0601	33502-0601
33472-0602	33492-0602	LT. GRAY	B	60	25							33532-0601	-	33522-0601	33512-0601	33502-0601
33472-0603	33492-0603	BROWN	C	25	60							33532-0601	-	33522-0601	33512-0601	33502-0601
33472-0604	33492-0604	GREEN	D	25	25							33532-0601	-	33522-0601	33512-0601	33502-0601
33472-0605	33492-0605	CUSTOM	TBD									33532-0601	-	33522-0601	33512-0601	33502-0601
33472-0606	33492-0601	BLACK	A	60	60							33532-0601	33611-0001	33522-0601	33512-0601	33502-0601
33472-0607	33492-0602	LT. GRAY	B	60	25							33532-0601	33611-0001	33522-0601	33512-0601	33502-0601
33472-0608	33492-0603	BROWN	C	25	60							33532-0601	33611-0001	33522-0601	33512-0601	33502-0601
33472-0609	33492-0604	GREEN	D	25	25							33532-0601	33611-0001	33522-0601	33512-0601	33502-0601
33472-0610	33492-0605	CUSTOM	TBD									33532-0601	33611-0001	33522-0601	33512-0601	33502-0601
33472-0611	33492-0601	BLACK	A	60	60			X				33532-0601	-	33522-0601	33512-0601	33502-0601
33472-0612	33492-0602	LT. GRAY	B	60	25			X				33532-0601	-	33522-0601	33512-0601	33502-0601
33472-0613	33492-0603	BROWN	C	25	60			X				33532-0601	-	33522-0601	33512-0601	33502-0601
33472-0614	33492-0604	GREEN	D	25	25			X				33532-0601	-	33522-0601	33512-0601	33502-0601
33472-0615	33492-0605	CUSTOM	TBD					X				33532-0601	-	33522-0601	33512-0601	33502-0601
33472-0616	33492-0601	BLACK	A	60	60			X				33532-0601	33611-0001	33522-0601	33512-0601	33502-0601
33472-0617	33492-0602	LT. GRAY	B	60	25			X				33532-0601	33611-0001	33522-0601	33512-0601	33502-0601
33472-0618	33492-0603	BROWN	C	25	60			X				33532-0601	33611-0001	33522-0601	33512-0601	33502-0601
33472-0619	33492-0604	GREEN	D	25	25			X				33532-0601	33611-0001	33522-0601	33512-0601	33502-0601
33472-0620	33492-0605	CUSTOM	TBD					X				33532-0601	33611-0001	33522-0601	33512-0601	33502-0601
33472-0621	33492-0601	BLACK	A	60	60			X	X			33532-0601	-	33522-0601	33512-0601	33502-0601
33472-0622	33492-0602	LT. GRAY	B	60	25			X	X			33532-0601	-	33522-0601	33512-0601	33502-0601
33472-0623	33492-0603	BROWN	C	25	60			X	X			33532-0601	-	33522-0601	33512-0601	33502-0601
33472-0624	33492-0604	GREEN	D	25	25			X	X			33532-0601	-	33522-0601	33512-0601	33502-0601
33472-0625	33492-0605	CUSTOM	TBD					X	X			33532-0601	-	33522-0601	33512-0601	33502-0601
33472-0626	33492-0601	BLACK	A	60	60			X	X			33532-0601	33611-0001	33522-0601	33512-0601	33502-0601
33472-0627	33492-0602	LT. GRAY	B	60	25			X	X			33532-0601	33611-0001	33522-0601	33512-0601	33502-0601
33472-0628	33492-0603	BROWN	C	25	60			X	X			33532-0601	33611-0001	33522-0601	33512-0601	33502-0601
33472-0629	33492-0604	GREEN	D	25	25			X	X			33532-0601	33611-0001	33522-0601	33512-0601	33502-0601
33472-0630	33492-0605	CUSTOM	TBD					X	X			33532-0601	33611-0001	33522-0601	33512-0601	33502-0601
33472-0631	33492-0601	BLACK	A	60	60							33532-0601	-	33522-0601	-	33502-0601
33472-0632	33492-0602	LT. GRAY	B	60	25							33532-0601	-	33522-0601	-	33502-0601
33472-0633	33492-0603	BROWN	C	25	60							33532-0601	-	33522-0601	-	33502-0601
33472-0634	33492-0604	GREEN	D	25	25							33532-0601	-	33522-0601	-	33502-0601
33472-0635	33492-0605	CUSTOM	TBD									33532-0601	-	33522-0601	-	33502-0601
33472-0636	33492-0601	BLACK	A	60	60	X	X	X	X	X	X	33532-0601	-	33522-0601	33512-0601	33502-0601
33472-0637	33492-0602	LT. GRAY	B	60	25	X	X	X	X	X	X	33532-0601	-	33522-0601	33512-0601	33502-0601
33472-0638	33492-0603	BROWN	C	25	60	X	X	X	X	X	X	33532-0601	-	33522-0601	33512-0601	33502-0601
33472-0639	33492-0604	GREEN	D	25	25	X	X	X	X	X	X	33532-0601	-	33522-0601	33512-0601	33502-0601
33472-0640	33492-0605	CUSTOM	TBD			X	X	X	X	X	X	33532-0601	-	33522-0601	33512-0601	33502-0601
33472-0641	33492-0601	BLACK	A	60	60		X	X	X	X		33532-0601	-	33522-0601	33512-0601	33502-0601
33472-0642	33492-0601	BLACK	A	60	60				X			33532-0601	-	33522-0601	33512-0601	33502-0601
33472-0643	33492-0601	BLACK	A	60	60	X		X	X			33532-0601	33611-0001	33522-0601	33512-0601	33502-0601
33472-0644	33492-0602	LT. GRAY	B	60	25	X		X	X			33532-0601	33611-0001	33522-0601	33512-0601	33502-0601
33472-0645	33492-0603	BROWN	C	25	60	X		X	X			33532-0601	33611-0001	33522-0601	33512-0601	33502-0601
33472-0646	33492-0604	GREEN	D	25	25	X		X	X			33532-0601	33611-0001	33522-0601	33512-0601	33502-0601
33472-0647	33492-0605	CUSTOM	TBD			X		X	X			33532-0601	33611-0001	33522-0601	33512-0601	33502-0601
33472-0648	33492-0601	BLACK	A	60	60	X		X	X		X	33532-0601	-	33522-0601	33512-0601	33502-0601
33472-0649	33492-0602	LT. GRAY	B	60	25	X		X	X		X	33532-0601	-	33522-0601	33512-0601	33502-0601
33472-0650	33492-0603	BROWN	C	25	60	X		X	X		X	33532-0601	-	33522-0601	33512-0601	33502-0601
33472-0651	33492-0604	GREEN	D	25	25	X		X	X		X	33532-0601	-	33522-0601	33512-0601	33502-0601
33472-0652	33492-0605	CUSTOM	TBD			X		X	X		X	33532-0601	-	33522-0601	33512-0601	33502-0601
33472-0653	33492-0601	BLACK	A	60	60	X		X	X		X	33532-0601	33611-0001	33522-0601	33512-0601	33502-0601
33472-0654	33492-0602	LT. GRAY	B	60	25	X		X	X		X	33532-0601	33611-0001	33522-0601	33512-0601	33502-0601
33472-0655	33492-0603	BROWN	C	25	60	X		X	X		X	33532-0601	33611-0001	33522-0601	33512-0601	33502-0601
33472-0656	33492-0604	GREEN	D	25	25	X		X	X		X	33532-0601	33611-0001	33522-0601	33512-0601	33502-0601
33472-0657	33492-0605	CUSTOM	TBD			X		X	X		X	33532-0601	33611-0001	33522-0601	33512-0601	33502-0601
33472-0658	33492-0601	BLACK	A	60	60			X				33532-0601	-	33522-0601	33512-0601	33502-0601
33472-0659	33492-0601	BLACK	A	60	60			X		X	X	33532-0601	-	33522-0601	33512-0601	33502-0601
33472-0660	33492-0601	BLACK	A	60	60	X	X	X	X	X	X	33532-0601	33611-0001	33522-0601	33512-0601	33502-0601
33472-0661	33492-0601	BLACK	A	60	60		X					33532-0601	-	33522-0601	33512-0601	33502-0601

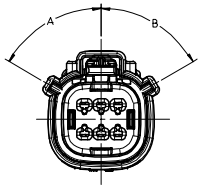

KEYING OPTION
SEE TABLE

SCALE 1:1

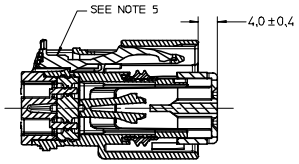

SECTION **B-B**
(RECEPTACLE INSERT SHOWN IN PRE-LOCK POSITION)
SEE NOTE 2

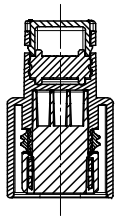

SECTION **A-A**

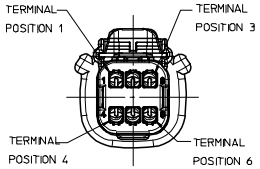

REAR VIEW
(WIRE HARNESS SIDE)

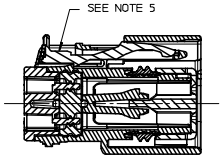

SECTION **B-B**
(RECEPTACLE INSERT SHOWN IN FULL-LOCK POSITION)
SEE NOTE 2

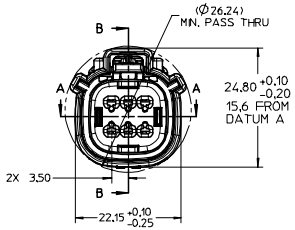

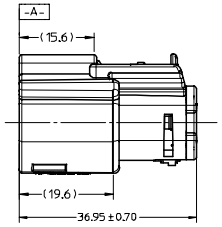

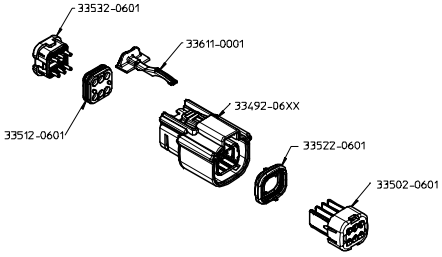

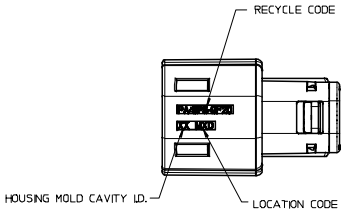

NOTES: UNLESS OTHERWISE SPECIFIED

1. DESIGNED TO MATE WITH BLADE HOUSING ASSEMBLY SPECIFIED IN CHARTED DRAWING SD-33482-061 OR DEVICE CONNECTION AS SPECIFIED IN USCAR DRAWING 150-S-006-2-202.

2. ASSEMBLY SHIPPED WITH RECEPTACLE INSERT IN PRE-LOCK POSITION (SEE SECTION B-B PRE-LOCK). UPON FULL TERMINAL ASSEMBLY, EACH RECEPTACLE INSERT MUST BE SNAPPED INTO ITS FINAL-LOCK POSITION.

3. FOR RECEPTACLE TERMINALS TO BE USED WITH THIS ASSEMBLY, SEE DRAWING SD-33012-001.

4. SYSTEM TO BE USED WITH WIRE WITHIN DIAMETER RANGE OF 1.2mm TO 2.4mm.

5. OPTIONAL CPA SHOWN IN ALL VIEWS. SEE TABLE FOR SPECIFIC ASSEMBLY OPTION AND NUMBER. CPA MUST BE INSERTED TO THE PRE-LOCK POSITION. AS SHOWN IN SECTION B-B, WHEN CORRECTLY SEATED THE CPA DOES NOT MOVE FREELY.
ENGAGEMENT FORCE TO MOVE CPA FROM PRE-LOCK TO FINAL LOCK POSITION, WHEN UNMATED: 40N MIN.
DISENGAGEMENT FORCE TO MOVE CPA FROM FINAL LOCK TO PRE-LOCK POSITION: 3N MIN.

6. MATERIAL: SPS/NYLON BLEND. 20% GLASS FILLED.

7. SHALL CONFORM TO THE FOLLOWING PACKAGING SPECIFICATION NUMBER PK-30907-895

8. SHALL CONFORM TO THE FOLLOWING PRODUCT SPECIFICATION NUMBER PS-33472-000

9. PACKAGING: IN THE EVENT THAT INSERT IS FOUND IN THE SEATED (FINAL LOCK) POSITION, REFER TO MOLEX SPECIFICATION PS-34646-001, AVAILABLE AT WWW.MOLEX.COM

REV	DESCRIPTION	
K	REDRAWN	
	EEC NO: UAU2006-0627	
	DRWN: DGRIFFITHS	2006/06/08
	CHKD: D. GRIFFITHS	2006/06/08
	APPR: S.MARCEAU	2006/06/09

QUALITY SYMBOLS: ▼=0 ▽=0

GENERAL TOLERANCES (UNLESS SPECIFIED)

	mm	INCH
4 PLACES	± ---	± ---
3 PLACES	± ---	± ---
2 PLACES	± 0.10	± ---
1 PLACE	± 0.3	± ---
ANGULAR ± 3 °		

DRAFT WHERE APPLICABLE MUST REMAIN WITHIN DIMENSIONS

DIMENSION STYLE: MM ONLY
SCALE: 2:1
DESIGN UNITS: METRIC
THIRD ANGLE PROJECTION

DRAWN BY: DGRIFFITHS	DATE: 06-05-03	TITLE: MX150 RECEPTACLE CONNECTOR ASSEMBLY 2 ROW SEALED, 6 WAY
CHECKED BY: DGRIFFITHS	DATE: 06-05-03	
APPROVED BY: DGRIFFITHS	DATE: 06-05-03	molex MOLEX INCORPORATED
MATERIAL NO.: SEE TABLE	DOCUMENT NO.: SD-33472-061	SHEET NO.: 1 OF 1
SIZE: D		

THIS DRAWING CONTAINS INFORMATION THAT IS PROPRIETARY TO MOLEX INCORPORATED AND SHOULD NOT BE USED WITHOUT WRITTEN PERMISSION