



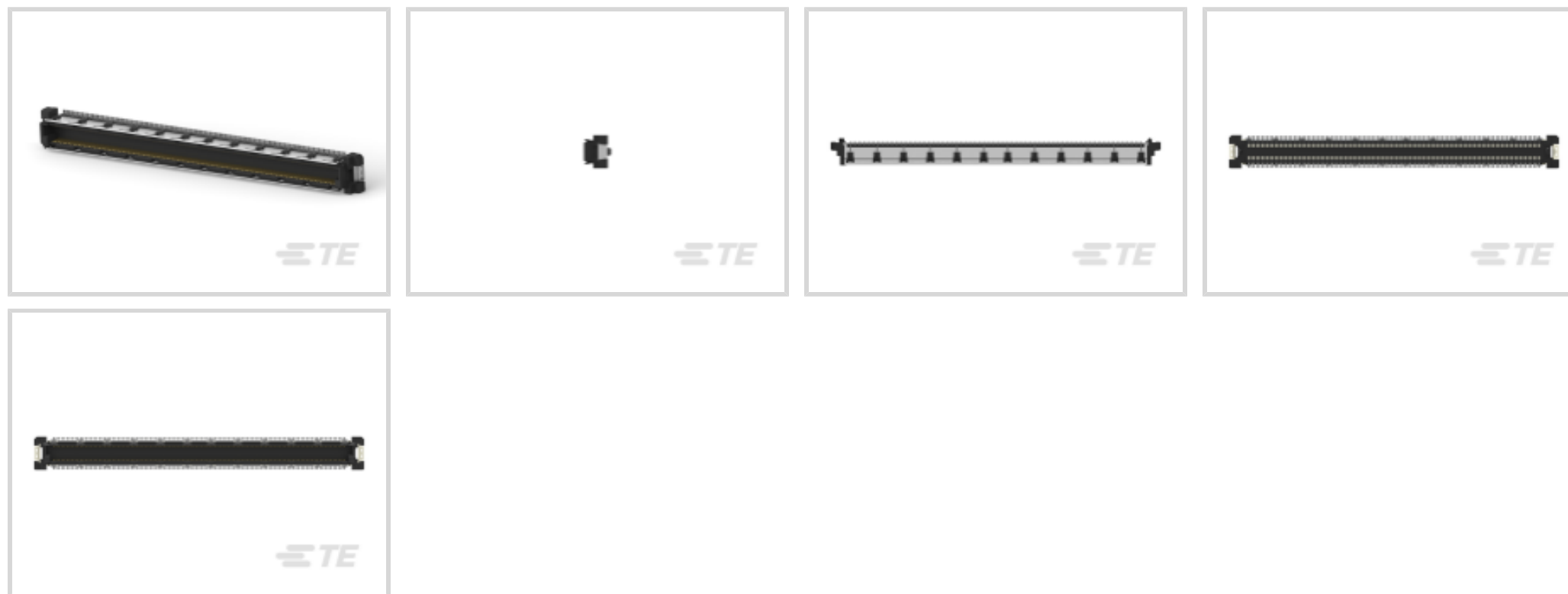
**Free Height**

TE Internal #: 3-1827253-6

PCB Mount Header, Vertical, Board-to-Board, 220 Position, .02 in [.5 mm] Centerline, Gold, Surface Mount, Signal, Black, Free Height

[View on TE.com >](#)

Connectors > PCB Connectors > PCB Headers & Receptacles



PCB Connector Assembly Type: **PCB Mount Header**

PCB Mount Orientation: **Vertical**

Connector System: **Board-to-Board**

Number of Positions: **220**

Centerline (Pitch): **.5 mm [.02 in ]**

**Features**

**Product Type Features**

Ground Component Type	Grounding Contact, Grounding Plate
PCB Connector Assembly Type	PCB Mount Header
Connector System	Board-to-Board
Connector & Contact Terminates To	Printed Circuit Board

**Configuration Features**

Stackable	Yes
PCB Mount Orientation	Vertical
Number of Positions	220
Board-to-Board Configuration	Parallel

**Electrical Characteristics**

Dielectric Withstanding Voltage (Max)	200 VAC
Insulation Resistance	2 MΩ
Operating Voltage	50 VAC

**Body Features**

--	--



Primary Product Color	Black
-----------------------	-------

### Contact Features

Contact Layout	Inline
Contact Mating Area Length	1 mm, 1.3 mm
PCB Contact Termination Area Plating Material Thickness	.05 $\mu\text{m}$ [1.9685 $\mu\text{in}$ ]
Mating Tab Width	.33 mm[.013 in]
Mating Tab Thickness	.2 mm[.008 in]
Contact Shape & Form	Square
PCB Contact Termination Area Plating Material	Gold
Contact Base Material	Copper Alloy
Contact Mating Area Plating Material	Gold
Contact Mating Area Plating Material Thickness	.2 $\mu\text{m}$ [7.874 $\mu\text{in}$ ]
Contact Type	Pin
Contact Current Rating (Max)	.5 A

### Termination Features

Rectangular Termination Post & Tail Thickness	.2 mm[.008 in]
Rectangular Termination Post & Tail Width	.71 mm[.028 in]
Termination Method to Printed Circuit Board	Surface Mount

### Mechanical Attachment

PCB Mount Alignment Type	Locating Posts
PCB Mount Retention Type	Solder Peg
Mating Alignment	With
Mating Alignment Type	Polarization
PCB Mount Retention	With
PCB Mount Alignment	With
Connector Mounting Type	Board Mount

### Housing Features

Centerline (Pitch)	.5 mm[.02 in]
Housing Material	High Temperature Thermoplastic

### Dimensions

Connector Height	4.45 mm[.175 in]
Stack Height	5 mm, 9 mm[.354 in]



.2 in

### Usage Conditions

Operating Temperature Range	-40 – 85 °C[-40 – 185 °F]
-----------------------------	---------------------------

### Operation/Application

Assembly Process Feature	None
Circuit Application	Signal

### Industry Standards

UL Flammability Rating	UL 94V-0
------------------------	----------

### Packaging Features

Packaging Quantity	150
Packaging Type	Tray

### Product Compliance

For compliance documentation, visit the product page on [TE.com](https://www.te.com)>

EU RoHS Directive 2011/65/EU	Compliant
EU ELV Directive 2000/53/EC	Compliant
China RoHS 2 Directive MIIT Order No 32, 2016	No Restricted Materials Above Threshold
EU REACH Regulation (EC) No. 1907/2006	Current ECHA Candidate List: JUNE 2022 (224) Candidate List Declared Against: JUNE 2022 (224) Does not contain REACH SVHC
Halogen Content	Low Halogen - Br, Cl, F, I < 900 ppm per homogenous material. Also BFR/CFR/PVC Free
Solder Process Capability	Reflow solder capable to 245°C

#### Product Compliance Disclaimer

This information is provided based on reasonable inquiry of our suppliers and represents our current actual knowledge based on the information they provided. This information is subject to change. The part numbers that TE has identified as EU RoHS compliant have a maximum concentration of 0.1% by weight in homogenous materials for lead, hexavalent chromium, mercury, PBB, PBDE, DBP, BBP, DEHP, DIBP, and 0.01% for cadmium, or qualify for an exemption to these limits as defined in the Annexes of Directive 2011/65/EU (RoHS2). Finished electrical and electronic equipment products will be CE marked as required by Directive 2011/65/EU. Components may not be CE marked. Additionally, the part numbers that TE has identified as EU ELV compliant have a maximum concentration of 0.1% by weight in homogenous materials for lead, hexavalent chromium, and mercury, and 0.01% for cadmium, or qualify for an exemption to these limits as defined in the Annexes of Directive 2000/53/EC (ELV). Regarding the REACH Regulation, the information TE provides on SVHC in articles for this part number is based on the latest European Chemicals Agency (ECHA) 'Guidance on requirements for substances in articles' posted at this URL: <https://echa.europa.eu/guidance-documents/guidance-on-reach>

## Compatible Parts



TE Part # 3-6318491-6  
.5FHP08H,220,S,GIG,08/Sn,HT,NSYes



TE Part # 3-1939756-6  
.5FHP08H,220,S,GIG,30/Sn,HT,NS



TE Part # 3-6318490-6  
.5FHR04H,220,S,GIG,08/Sn,HT,NSYes




TE Part # 3-2040713-6  
.5FHP08H,220,S,GIG,30/Sn,TR,NS



TE Part # 9-1939756-6  
.5FHP08H,220,S,GIG,30/Sn,HT,NS,WC



TE Part # 6-5353606-6  
.5FHR04H,220,S,GIG,08/Sn,HT,SEYes



TE Part # 3-1939755-6  
.5FHR04H,220,S,GIG,30/Sn,HT,NS



TE Part # 3-2040714-6  
.5FHR04H,220,S,GIG,30/Sn,TR,NSYes



TE Part # 4-1827253-6  
.5FHP05H,220,S,GIG,08/Sn,TR,NSYes



TE Part # 9-1827231-6  
.5FHR04H,440,B,GIG,30/Sn,HT,NS



TE Part # 9-1827253-6  
.5FHP05H,220,S,GIG,30/Sn,HT,NSYes

## Also in the Series | Free Height




PCB Headers & Receptacles(760)

## Customers Also Bought



TE Part #2176117-4  
TLR 1206 1.0W R002 1% 50PPM 2K RL



TE Part #1-87227-7  
34 MODII HDR DRST UNSHRD .100



TE Part #EE1115-000  
CPGI-RNF-100-3/32-0-3IN



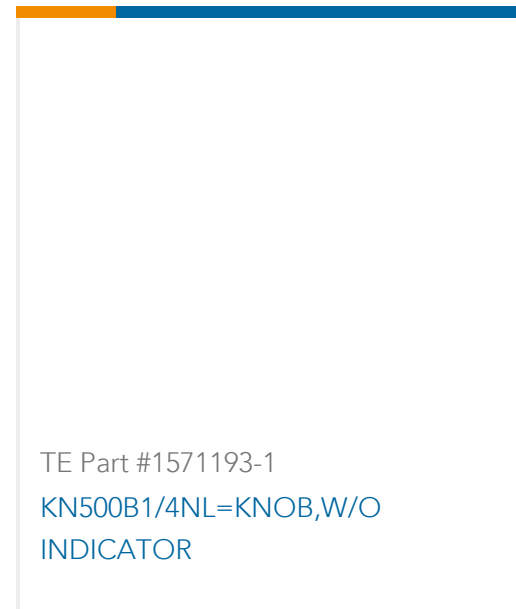
TE Part #3-2176348-2  
CRGCQ 2010 150K 5%



TE Part #6-2199154-1  
DDR4 DIMM 288 Pin TH type



TE Part #6-2176251-3  
CRGS2010 5% 150K



TE Part #1571193-1  
KN500B1/4NL=KNOB,W/O  
INDICATOR



TE Part #6651678-1  
279-1133-10200A=TA CONN,SKT,  
FLATPAQ



TE Part #ZPF0000000000001455  
103-0030-04

## Documents

### CAD Files

3D PDF

3D

Customer View Model

[ENG\\_CVM\\_CVM\\_3-1827253-6\\_O.2d\\_dxf.zip](#)

English

Customer View Model

[ENG\\_CVM\\_CVM\\_3-1827253-6\\_O.3d\\_igs.zip](#)

English

Customer View Model

[ENG\\_CVM\\_CVM\\_3-1827253-6\\_O.3d\\_stp.zip](#)

English

By downloading the CAD file I accept and agree to the [Terms and Conditions](#) of use.

### Datasheets & Catalog Pages

[Fine Pitch Stacking Connectors - 0.5mm Free Height \(FH\) Connectors](#)

English

[COM Connectors Brochure \(English\)](#)

English



---

**Product Specifications**

[Application Specification](#)

English

---

**Product Environmental Compliance**

[MD\\_3-1827253-6\\_053020182159\\_dmtec](#)

English

[MD\\_3-1827253-6\\_053020182159\\_dmtec](#)

English