



Terminals & Splices > Quick Disconnects



Quick Disconnect Terminal Type: **Tab**

Wire Size: **3.31 – 5.26 mm<sup>2</sup>**

Mating Tab Width: **9.53 mm [ .375 in ]**

Mating Tab Thickness: **1.22 mm [ .048 in ]**

### Features

#### Product Type Features

Terminates To	Wire & Cable
Wire/Cable Type	Regular Wire
Wire Stop	No
Insertion Force	Normal
Sealable	No

#### Configuration Features

Connection Capacity	Single
---------------------	--------

#### Electrical Characteristics

Voltage (Max)	250 V
---------------	-------

#### Contact Features

Quick Disconnect Terminal Type	Tab
Mating Tab Width	9.53 mm[.375 in]
Mating Tab Thickness	1.22 mm[.048 in]
Terminal Orientation	Straight



Contact Base Material	Brass
Terminal Plating Material	Pre-Tin
Crimp Type	F-Crimp
Barrel Type	Open

### Mechanical Attachment

Mating Retention Type	Locking Lance
Locking Lance Height	1.42 mm
Wire Insulation Support	With

### Dimensions

Accepts Wire Insulation Diameter Range	3.4 – 5.1 mm [.134 – .2 in]
Receptacle Terminal Stock Thickness	.56 mm [.022 in]
Overall Length	37.4 mm [1.47 in]
Wire Size	3.31 – 5.26 mm <sup>2</sup>

### Usage Conditions

Insulation Option	Uninsulated
Operating Temperature Range	-40 – 110 °C [-40 – 230 °F]

### Industry Standards

UL Flammability Rating	UL 94V-2
------------------------	----------

### Packaging Features

Packaging Quantity	1500
Packaging Method	Strip/Reel

### Other

Comment	According to DIN 46343, Part 4
---------	--------------------------------

### Product Compliance

[For compliance documentation, visit the product page on TE.com>](#)

EU RoHS Directive 2011/65/EU	Compliant
EU ELV Directive 2000/53/EC	Compliant
China RoHS 2 Directive MIIT Order No 32, 2016	No Restricted Materials Above Threshold
EU REACH Regulation (EC) No. 1907/2006	Current ECHA Candidate List: JUNE 2022 (224) Candidate List Declared Against: JAN 2022 (223)



SVHC > Threshold:  
 Not Yet Reviewed

Halogen Content

Low Halogen - Br, Cl, F, I < 900 ppm per  
 homogenous material. Also BFR/CFR/PVC  
 Free

Solder Process Capability

Not applicable for solder process capability

Product Compliance Disclaimer

This information is provided based on reasonable inquiry of our suppliers and represents our current actual knowledge based on the information they provided. This information is subject to change. The part numbers that TE has identified as EU RoHS compliant have a maximum concentration of 0.1% by weight in homogenous materials for lead, hexavalent chromium, mercury, PBB, PBDE, DBP, BBP, DEHP, DIBP, and 0.01% for cadmium, or qualify for an exemption to these limits as defined in the Annexes of Directive 2011/65/EU (RoHS2). Finished electrical and electronic equipment products will be CE marked as required by Directive 2011/65/EU. Components may not be CE marked. Additionally, the part numbers that TE has identified as EU ELV compliant have a maximum concentration of 0.1% by weight in homogenous materials for lead, hexavalent chromium, and mercury, and 0.01% for cadmium, or qualify for an exemption to these limits as defined in the Annexes of Directive 2000/53/EC (ELV). Regarding the REACH Regulation, the information TE provides on SVHC in articles for this part number is based on the latest European Chemicals Agency (ECHA) 'Guidance on requirements for substances in articles' posted at this URL: <https://echa.europa.eu/guidance-documents/guidance-on-reach>

### Compatible Parts



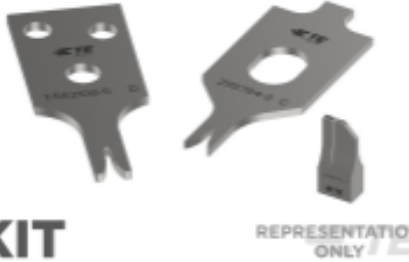
TE Part # 280074-2  
 FF 375 TAB 6-10MM2 PTBR



TE Part # 2-2150154-2  
 OCEAN\_2.0\_Applicator-E-160F250F




TE Part # 2150154-2  
 OCEAN\_2.0\_Applicator-E-160F250F




**KIT**  
 REPRESENTATION ONLY

TE Part # 7-2150154-7  
 OCEAN\_2.0\_SPARE\_PART\_KIT-160F250F


### Also in the Series | FASTIN-FASTON 375



Crimp Terminal Housings(9)

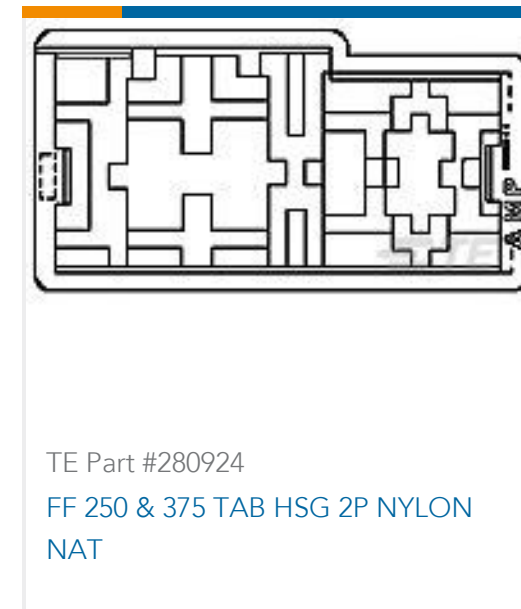
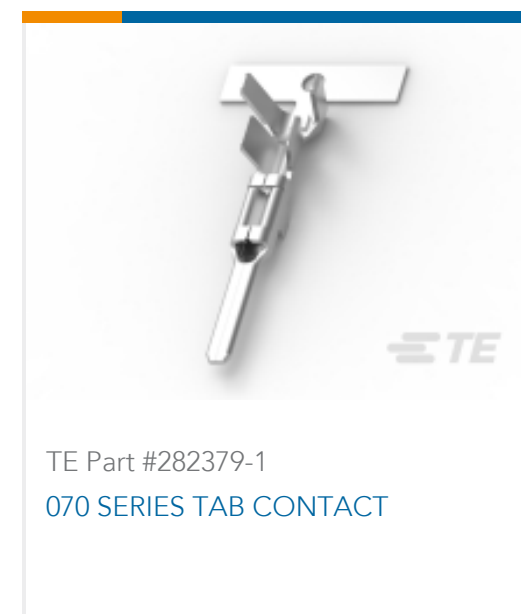


Insertion & Extraction Tools(1)



Quick Disconnects(20)

### Customers Also Bought



## Documents

### Product Drawings

[FF 375 TAB 3-6MM2 PTBR](#)

English

### CAD Files

[3D PDF](#)

3D

Customer View Model

[ENG\\_CVM\\_CVM\\_280075-2\\_P.2d\\_dxf.zip](#)

English

Customer View Model

[ENG\\_CVM\\_CVM\\_280075-2\\_P.3d\\_igs.zip](#)

English

Customer View Model

[ENG\\_CVM\\_CVM\\_280075-2\\_P.3d\\_stp.zip](#)

English

By downloading the CAD file I accept and agree to the [Terms and Conditions](#) of use.

### Datasheets & Catalog Pages



## 1654742\_HOUSEHOLD\_APPLIANCES\_RAST5

English

---

### Product Specifications

FASTIN-FASTON CONN. .110 INCH, .187 INCH, .250 INCH, .375 INCH SRS.

English

### Product Specification

English

### Product Specification

English

"375" SERIES FASTIN FASTON 2 POS. CONNECTOR

Japanese

### Product Specification

Japanese

"375" SERIES FASTIN FASTON 2 POS. CONNECTOR

English

---

### Product Environmental Compliance

#### Product Compliance

English

#### Product Compliance

English