

AMP Superseal 1.5mm Series

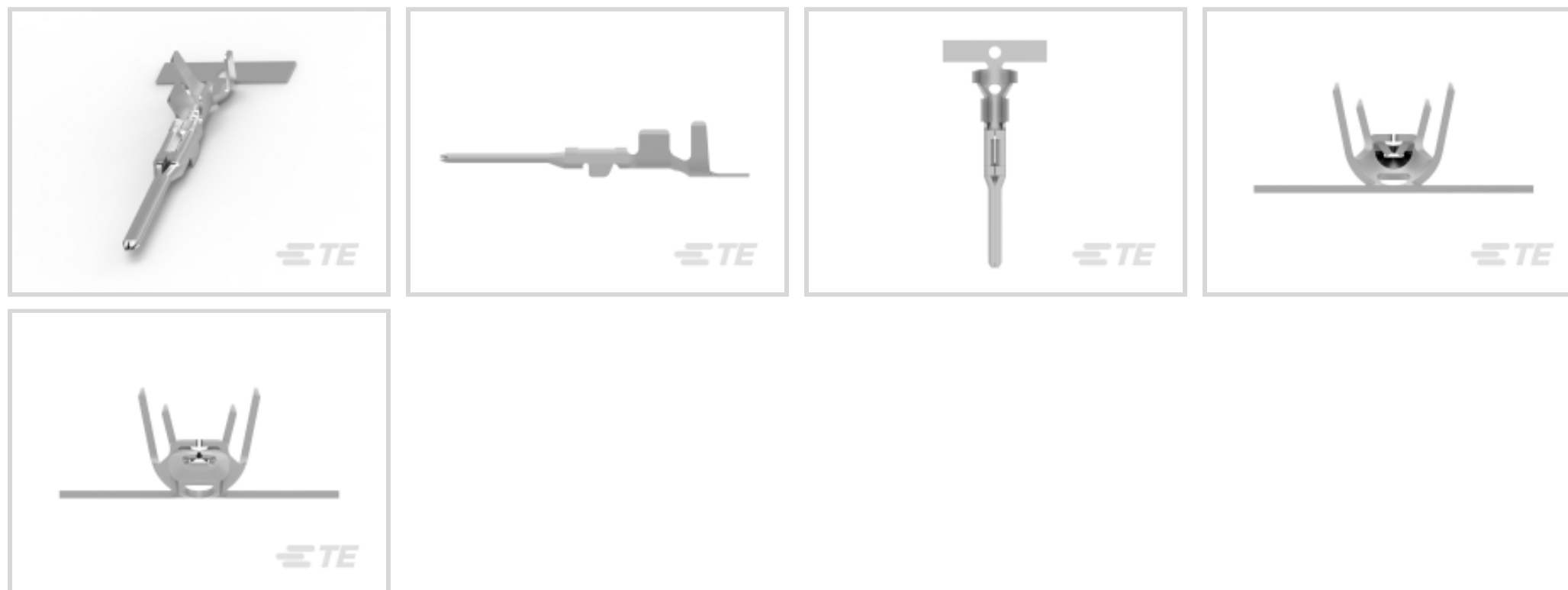
TE Internal #: 282109-5

Automotive Terminals, Tab, Mating Tab Width 1.5 mm [.059 in], Tab Thickness .031 in [.8 mm], 18 – 15 AWG Wire Size, AMP Superseal 1.5mm Series

[View on TE.com >](#)



Terminals & Splices > Automotive Terminals > AMP SUPERSEAL 1.5MM, RECEPTACLE AND TAB



Terminal Type: **Tab**

Mating Tab Width: **1.5 mm [.059 in]**

Mating Tab Thickness: **.8 mm [.031 in]**

Terminal Transmits: **0 – 24 A (Low Power)**

Wire Size: **18 – 15 AWG**

[All AMP SUPERSEAL 1.5MM, RECEPTACLE AND TAB \(15\)](#)

Features

Product Type Features

Receptacle Style	180°
Sealable	Yes
Primary Locking Feature	Clean Body

Body Features

Terminal Seal Type	Single Wire Seal (SWS)
--------------------	------------------------

Contact Features

Contact Size	1.5mm
Contact Fabrication	Stamped & Formed
Typical Current Rating	14 A
Crimp Type	F-Crimp
Terminal Type	Tab
Mating Tab Width	1.5 mm [.059 in]



Mating Tab Thickness	.8 mm[.031 in]
Interface Plating	Tin (Sn)
Contact Termination Area Plating Material	Tin (Sn)

Termination Features

Termination Method to Wire & Cable	Crimp
Product Terminates To	Wire

Dimensions

Wire Size	.75 – 1.5 mm ²
Wire Size Search	15 AWG, 16 AWG, 17 AWG, 18 AWG
Wire Insulation Diameter	1.7 – 2.4 mm[.075 – .094 in]

Usage Conditions

Insulation Option	Uninsulated
Operating Temperature (Max)	80 °C, 85 °C, 90 °C, 100 °C, 105 °C, 110 °C, 120 °C, 125 °C[176 °F][185 °F][194 °F][212 °F][221 °F][230 °F][248 °F][257 °F]
Operating Temperature Range	-40 – 125 °C[-40 – 257 °F]

Operation/Application

Compatible With Wire Base Material	Copper
------------------------------------	--------

Packaging Features

Packaging Method	Reel
Packaging Quantity	4000

Other

Terminal Transmits	0 – 24 A (Low Power)
--------------------	----------------------

Product Compliance

[For compliance documentation, visit the product page on TE.com>](#)

EU RoHS Directive 2011/65/EU	Compliant
EU ELV Directive 2000/53/EC	Compliant
China RoHS 2 Directive MIIT Order No 32, 2016	No Restricted Materials Above Threshold
EU REACH Regulation (EC) No. 1907/2006	Current ECHA Candidate List: JUNE 2022 (224) Candidate List Declared Against: JAN 2022 (223) SVHC > Threshold: Not Yet Reviewed



Halogen Content

Low Halogen - Br, Cl, F, I < 900 ppm per homogenous material. Also BFR/CFR/PVC Free

Solder Process Capability

Not applicable for solder process capability

Product Compliance Disclaimer

This information is provided based on reasonable inquiry of our suppliers and represents our current actual knowledge based on the information they provided. This information is subject to change. The part numbers that TE has identified as EU RoHS compliant have a maximum concentration of 0.1% by weight in homogenous materials for lead, hexavalent chromium, mercury, PBB, PBDE, DBP, BBP, DEHP, DIBP, and 0.01% for cadmium, or qualify for an exemption to these limits as defined in the Annexes of Directive 2011/65/EU (RoHS2). Finished electrical and electronic equipment products will be CE marked as required by Directive 2011/65/EU. Components may not be CE marked. Additionally, the part numbers that TE has identified as EU ELV compliant have a maximum concentration of 0.1% by weight in homogenous materials for lead, hexavalent chromium, and mercury, and 0.01% for cadmium, or qualify for an exemption to these limits as defined in the Annexes of Directive 2000/53/EC (ELV). Regarding the REACH Regulation, the information TE provides on SVHC in articles for this part number is based on the latest European Chemicals Agency (ECHA) 'Guidance on requirements for substances in articles' posted at this URL: <https://echa.europa.eu/guidance-documents/guidance-on-reach>

Compatible Parts



TE Part # 785084-1
EXT TOOL SOC-LOC TAB 1.5 CONN



TE Part # 58583-1
PROCRIMP HT&D SUPRSEAL 1.5 SER



TE Part # 9-1579007-1
EXTRACTION TOOL



TE Part # 58583-2
PROCRIMP DIE SUPERSEAL 1.5 SER



TE Part # 2305570-1
TERMINAL CUTTER, SIDE FEED



TE Part # 2151204-1
OCEAN-2.0-APPLICATOR-S-090F145O



TE Part # 2-2151204-1
OCEAN-2.0-APPLICATOR-S-090F145O



TE Part # 2-2151204-2
OCEAN-2.0-APPLICATOR-S-090F145O



TE Part # 2151204-2
OCEAN-2.0-APPLICATOR-S-090F145O



TE Part # 5-2151204-1
OCEAN-2.0-APPLICATOR-S-090F145O




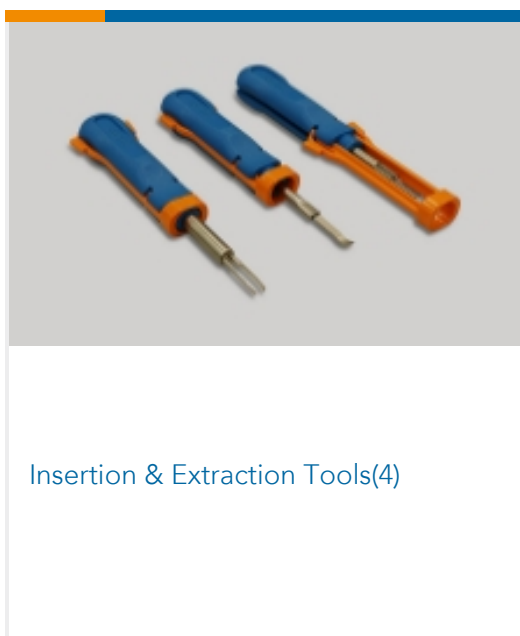
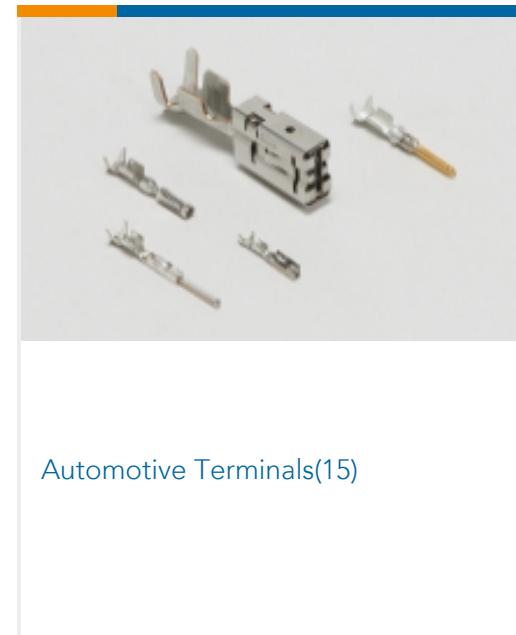

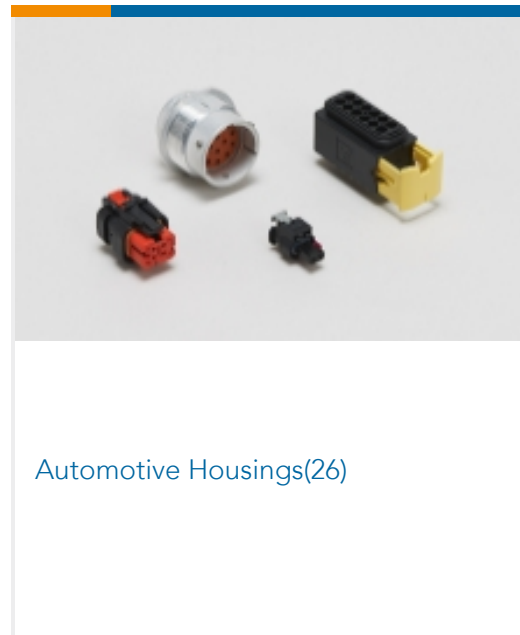

TE Part # 5-2151204-2
OCEAN-2.0-APPLICATOR-S-090F145O



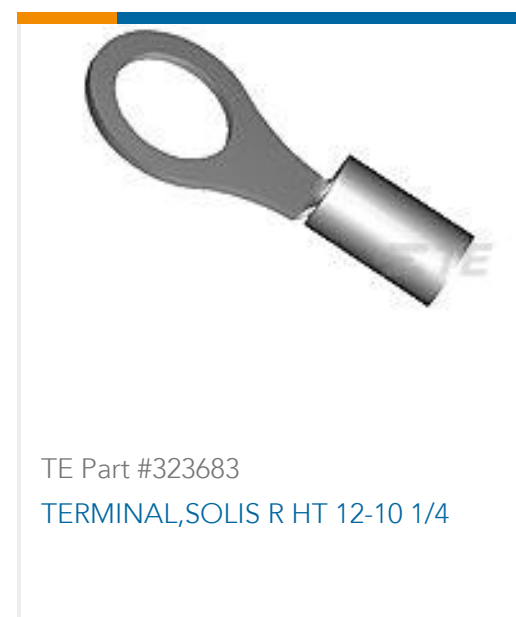
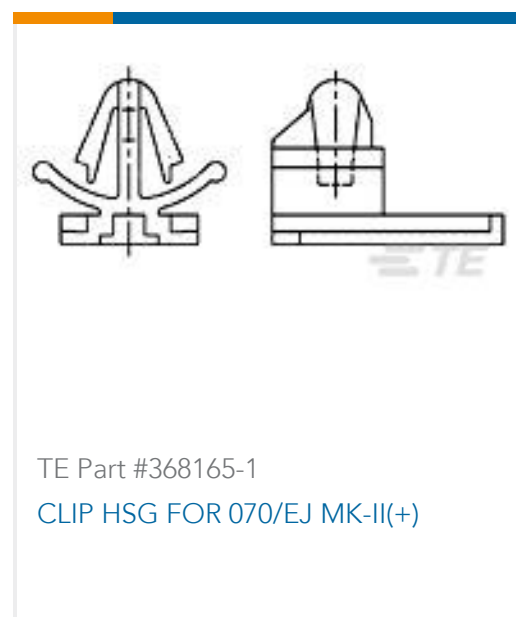
TE Part # 7-2151204-1
OCEAN-2.0-APPLICATOR-S-090F145O



Also in the Series | AMP Superseal 1.5mm Series



Customers Also Bought





Documents

Product Drawings

[MINI MIC TAB CONTACT](#)

English

CAD Files

[3D PDF](#)

3D

[Customer View Model](#)

[ENG_CVM_CVM_282109-5_F.2d_dxf.zip](#)

English

[Customer View Model](#)

[ENG_CVM_CVM_282109-5_F.3d_igs.zip](#)

English

[Customer View Model](#)

[ENG_CVM_CVM_282109-5_F.3d_stp.zip](#)

English

By downloading the CAD file I accept and agree to the [Terms and Conditions](#) of use.

Datasheets & Catalog Pages

[AMP SUPERSEAL 1.5mm Connector System](#)

English

[ICT Terminals and Connectors Catalogue](#)

English

Product Specifications

[Application Specification](#)

English

Product Environmental Compliance

[Product Compliance](#)

English

[Product Compliance](#)

English