


Riveted Quick Connect Assemblies

Description

The 150° C temperature rating, UL94V-0 flammability rating and robust terminals make the series 24, 25 and 26 the choice for your most demanding applications.

Made in the USA, all Beau terminal blocks embody the highest quality standards in the industry-using the finest materials and world class manufacturing processes. They meet or exceed all applicable industry standards.



Features

- **Wide variety of options.** Our broad range of screw and hardware options allows us to save you assembly costs and improve interconnect performance
- **Low-Cost rivets add more security.** Our Series 24, 25, and 26 come with either screw or rivet construction. Low-cost rivets (Option -R) are vibration-resistant and offer greater infield security.

SERIES 24

PRODUCT RATINGS

#5-40 BINDING HEAD SCREW

UL	Class B	15 Amps @ 250 V 16 AWG
	Class C	10 Amps @ 150 V 16 AWG
CSA	Class B	10 Amps @ 300 V 16 AWG
	Class C	10 Amps @ 300 V 16 AWG

TECHNICAL SPECIFICATIONS

ELECTRICAL

DWV	8500 VDC
IR	>5000 Megohms

MECHANICAL

Tightening torque	8 in-lbs.
Maximum torque	9 in-lbs.
Wire strip length	5/16"
Wire range	16 to 24 AWG

ENVIRONMENTAL

Continuous Use Temp	
RTI electrical	150°C
RTI mechanical w/o impact	150°C

MATERIALS

Insulator	General purpose phenolic, UL94V0, black
Terminal	Brass, nickel plate
Screws	#5-40, phillips/slotted, steel, zinc chromate plate

AGENCY LISTINGS

UL	File No. E48521 Guide No. XCFR2
CSA	File No. 025562

SERIES 25

PRODUCT RATINGS

#6-32 BINDING HEAD SCREW

UL	Class B	15 Amps @ 250 V 14 AWG
	Class C	15 Amps @ 150 V 14 AWG
CSA	Class B	15 Amps @ 300 V 14 AWG
	Class C	15 Amps @ 300 V 14 AWG

TECHNICAL SPECIFICATIONS

ELECTRICAL

DWV	10500 VDC
IR	>5000 Megohms

MECHANICAL

Tightening torque	12 in-lbs.
Maximum torque	13 in-lbs.
Wire strip length	5/16"
Wire range	14 to 24 AWG

ENVIRONMENTAL

Continuous Use Temp	
RTI electrical	150°C
RTI mechanical w/o impact	150°C

MATERIALS

Insulator	General purpose phenolic, UL94V0, black
Terminal	Brass, nickel plate
Screws	#6-32, phillips/slotted, steel, zinc chromate plate

AGENCY LISTINGS

UL	File No. E48521 Guide No. XCFR2
CSA	File No. 025562

SERIES 26

PRODUCT RATINGS

#8-32 BINDING HEAD SCREW

UL	Class B	20 Amps @ 250 V 12 AWG
	Class C	10 Amps @ 300 V 12 AWG
CSA	Class B	20 Amps @ 300 V 12 AWG
	Class C	20 Amps @ 300 V 12 AWG

TECHNICAL SPECIFICATIONS

ELECTRICAL

DWV	10500 VDC
IR	>5000 Megohms

MECHANICAL

Tightening torque	16 in-lbs.
Maximum torque	18 in-lbs.
Wire strip length	5/16"
Wire range	12 to 24 AWG

ENVIRONMENTAL

Continuous Use Temp	
RTI electrical	150°C
RTI mechanical w/o impact	150°C

MATERIALS

Insulator	General purpose phenolic, UL94V0, black
Terminal	Brass, nickel plate
Screws	#8-32, phillips/slotted, steel, zinc chromate plate

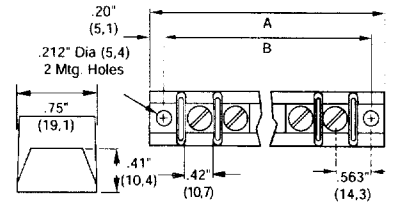
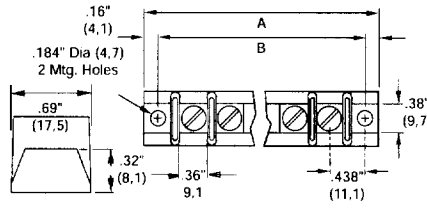
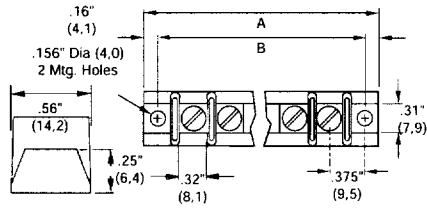
AGENCY LISTINGS

UL	File No. E48521 Guide No. XCFR2
CSA	File No. 025562

SERIES 24

SERIES 25

SERIES 26



OPTIONS

- 45 Slotted screw
- 49 Brass, slotted screw
- 58 No screws, barrier only
- 59 Screws supplied unassembled
- C No mounting ends
- R Rivet mounted quick-connects
- 1210 Double QC - flat
- 1211 Double QC - 45 degree
- 1212 Double QC - 90 degree
- 1213 Single QC - flat
- 1214 Single QC - 45 degree
- 1215 Single QC - 90 degree

OPTIONS

- 45 Slotted screw
- 49 Brass, slotted screw
- 50 Clamp washer, phillips/slotted
- 58 No screws, barrier only
- 59 Screws supplied unassembled
- C No mounting ends
- R Rivet mounted quick-connects
- 7310 Double QC - flat
- 7311 Double QC - 45 degree
- 7312 Double QC - 90 degree
- 7313 Single QC - flat
- 7314 Single QC - 45 degree
- 7315 Single QC - 90 degree

OPTIONS

- 45 Slotted screw
- 49 Brass, slotted screw
- 50 Clamp washer, phillips/slotted
- 58 No screws, barrier only
- 59 Screws supplied unassembled
- C No mounting ends
- R Rivet mounted quick-connects
- 2610 Double QC - flat
- 2611 Double QC - 45 degree
- 2612 Double QC - 90 degree
- 2613 Single QC - flat
- 2614 Single QC - 45 degree
- 2615 Single QC - 90 degree

No. of Cir	A		B	
	in	mm	in	mm
2	1.41	2.8	1.13	28.7
3	1.78	5.2	1.50	38.1
4	2.16	4.9	1.88	47.8
5	2.53	4.3	2.25	57.2
6	2.91	73.9	2.63	66.8
7	3.28	83.3	3.00	76.2
8	3.66	93.0	3.38	85.9
9	4.03	102	3.75	95.3
10	4.41	112	4.13	105
11	4.78	121	4.50	114
12	5.16	131	4.88	124
13	5.53	140	5.25	133
14	5.91	150	5.63	143
15	6.28	160	6.00	152
16	6.66	169	6.38	162
17	7.03	179	6.75	171
18	7.41	188	7.13	181
19	7.78	198	7.50	191
20	8.16	207	7.88	200
21	8.53	217	8.25	210
22	8.91	226	8.63	219
23	9.28	236	9.00	229
24	9.66	245	9.38	238
25	10.03	255	9.75	248
26	10.41	264	10.13	257
27	10.78	274	10.50	267
28	11.16	283	10.88	276
29	11.53	293	11.25	286
30	11.91	303	11.63	295

No. of Cir	A		B	
	in	mm	in	mm
2	1.63	41.3	1.31	33.3
3	2.06	52.3	1.75	44.5
4	2.50	63.6	2.19	55.6
5	2.94	74.8	2.63	66.8
6	3.38	85.7	3.06	77.7
7	3.81	96.6	3.50	88.9
8	4.25	108	3.94	100
9	4.69	119	4.38	111
10	5.13	130	4.81	122
11	5.56	141	5.25	133
12	6.00	153	5.69	145
13	6.44	164	6.13	156
14	6.88	175	6.56	167
15	7.31	186	7.00	178
16	7.75	197	7.44	189
17	8.19	208	7.88	200
18	8.63	219	8.31	211
19	9.06	230	8.75	222
20	9.50	241	9.19	233
21	9.94	253	9.63	245
22	10.38	264	10.06	256
23	10.81	275	10.50	267
24	11.25	286	10.94	278
25	11.69	297	11.38	289
26	12.12	308	11.81	300
27	12.56	319	12.25	311
28	13.00	330	12.69	322
29	13.44	341	13.13	333
30	13.88	353	13.56	345

No. of Cir	A		B	
	in	mm	in	mm
2	2.09	53.2	1.69	42.9
3	2.66	67.5	2.25	57.2
4	3.22	81.7	2.81	71.4
5	3.78	96.0	3.37	85.7
6	4.34	110	3.94	100
7	4.91	125	4.50	114
8	5.47	139	5.06	129
9	6.03	153	5.62	143
10	6.59	167	6.19	157
11	7.16	182	6.75	171
12	7.72	196	7.31	186
13	8.28	210	7.88	200
14	8.84	225	8.44	214
15	9.41	239	9.00	229
16	9.97	253	9.56	243
17	10.53	268	10.13	257
18	11.09	282	10.69	271

HOW TO ORDER

2	X	X	X	X	X
SERIES	TERMINAL STYLE	NO. OF POLES	OPTIONS		
24	0	2 to 30	(Dash #s above)		
25		2 to 30			
26		2 to 18			

*Consult factory for combinations of screw options