

2-292173-4 ✓ ACTIVE



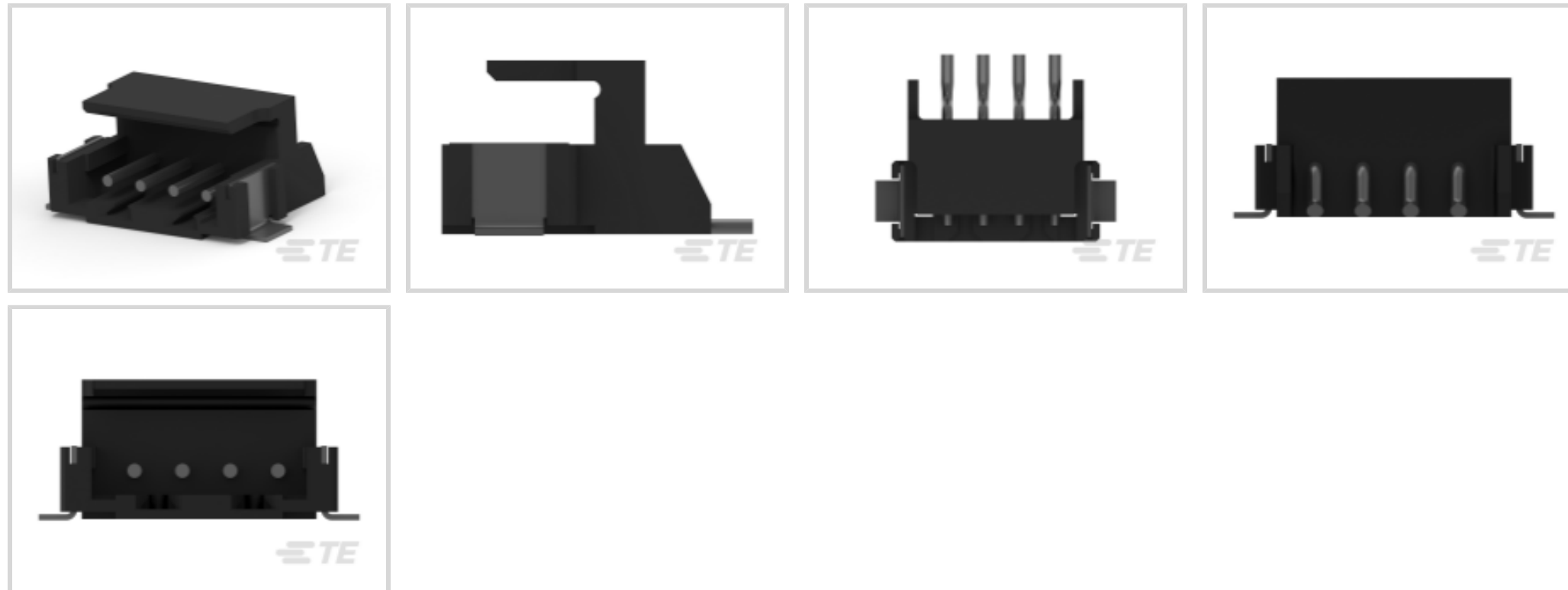
## AMP CT

TE Internal #: 2-292173-4

PCB Mount Header, Right Angle, Wire-to-Board, 4 Position, .079 in [2 mm] Centerline, Partially Shrouded, Tin, Surface Mount, Power & Signal, AMP CT

[View on TE.com >](#)

Connectors > PCB Connectors > PCB Headers & Receptacles > AMP COMMON TERMINATION HEADERS



Connector System: **Wire-to-Board**

Number of Positions: **4**

Number of Rows: **1**

Centerline (Pitch): **2 mm [ .079 in ]**

PCB Mount Orientation: **Right Angle**

[All AMP COMMON TERMINATION HEADERS \(35\)](#)

## Features

### Product Type Features

Connector System	Wire-to-Board
Header Type	Partially Shrouded
Sealable	No
Connector & Contact Terminates To	Printed Circuit Board
PCB Connector Assembly Type	PCB Mount Header

### Configuration Features

Number of Positions	4
Number of Rows	1
PCB Mount Orientation	Right Angle

### Electrical Characteristics

Operating Voltage	125 VAC
-------------------	---------

### Body Features



Primary Product Color	Black
-----------------------	-------

### Contact Features

Contact Layout	Inline
Contact Mating Area Length	4.2 mm[.165 in]
PCB Contact Termination Area Plating Material Thickness	1 – 2 $\mu\text{m}$ [39.37 – 78.73 $\mu\text{in}$ ]
Mating Pin Diameter	.6 mm[.024 in]
Contact Mating Area Plating Material Thickness	1 – 2 $\mu\text{m}$ [39.37 – 78.73 $\mu\text{in}$ ]
Contact Shape & Form	Round
PCB Contact Termination Area Plating Material	Tin
Contact Base Material	Brass
Contact Mating Area Plating Material	Tin
Contact Type	Pin
Contact Current Rating (Max)	4 A

### Termination Features

Round Termination Post & Tail Diameter	.6 mm[.024 in]
Termination Method to Printed Circuit Board	Surface Mount

### Mechanical Attachment

Mating Alignment Type	Polarization
Mating Retention	Without
Panel Mount Feature	With
PCB Mount Retention Type	Solder Peg
Connector Mounting Type	Board Mount
Mating Alignment	With
PCB Mount Alignment	Without
PCB Mount Retention	With

### Housing Features

Housing Material	6T PA(GF)
Centerline (Pitch)	2 mm[.079 in]

### Dimensions

Connector Length	9.8 mm[.386 in]
Connector Height	5.8 mm[.228 in]
Connector Width	9 mm[.354 in]



PCB Thickness (Recommended) .8 mm[.031 – .063 in]

**Usage Conditions**

Operating Temperature Range -40 – 221 °C[-40 – 105 °F]

**Operation/Application**

Assembly Process Feature Pick and Place Cover

Circuit Application Power & Signal

**Industry Standards**

Agency/Standard CSA, UL

Approved Standards CSA LR7189, UL E28476

UL Flammability Rating UL 94V-0

**Packaging Features**

Packaging Quantity 500

Packaging Type Box, Tape

**Product Compliance**

[For compliance documentation, visit the product page on TE.com>](#)

EU RoHS Directive 2011/65/EU Compliant

EU ELV Directive 2000/53/EC Compliant

China RoHS 2 Directive MIIT Order No 32, 2016 No Restricted Materials Above Threshold

EU REACH Regulation (EC) No. 1907/2006  
 Current ECHA Candidate List: JUNE 2022 (224)  
 Candidate List Declared Against: JAN 2022 (223)  
 SVHC > Threshold:  
 Not Yet Reviewed

Halogen Content Low Halogen - Br, Cl, F, I < 900 ppm per homogenous material. Also BFR/CFR/PVC Free

Solder Process Capability Reflow solder capable to 245°C

**Product Compliance Disclaimer**

This information is provided based on reasonable inquiry of our suppliers and represents our current actual knowledge based on the information they provided. This information is subject to change. The part numbers that TE has identified as EU RoHS compliant have a maximum concentration of 0.1% by weight in homogenous materials for lead, hexavalent chromium, mercury, PBB, PBDE, DBP, BBP, DEHP, DIBP, and 0.01% for cadmium, or qualify for an exemption to these limits as defined in the Annexes of Directive 2011/65/EU (RoHS2). Finished electrical and electronic equipment products will be CE marked as required by Directive 2011/65/EU. Components may not be CE marked. Additionally, the part numbers that TE has identified as EU ELV compliant have a maximum concentration of 0.1% by weight in homogenous materials for lead, hexavalent chromium, and mercury, and 0.01% for cadmium, or qualify for an exemption to these limits as defined in the Annexes of Directive 2000/53/EC (ELV). Regarding the REACH Regulation, the information TE provides

on SVHC in articles for this part number is based on the latest European Chemicals Agency (ECHA) 'Guidance on requirements for substances in articles' posted at this URL: <https://echa.europa.eu/guidance-documents/guidance-on-reach>

## Compatible Parts



TE Part # CAT-AM7017-C7671  
AMP COMMON TERMINATION CONTACTS




TE Part # CAT-AM7017-H8172  
AMP COMMON TERMINATION HOUSINGS



TE Part # 1-353293-3  
MINI CT MT REC ASSY 13P GRAY


## Also in the Series | AMP CT




PCB Connector Mounting(46)



PCB Headers & Receptacles(756)



Wire-to-Board Connector Assemblies & Housings(257)



Wire-to-Board Connector Contacts(8)

## Customers Also Bought



TE Part #292303-7  
Std USB Type A, R/A, SMT, Offset, Natural



TE Part #1761394-1  
DUST COVER, SFP, GANGED & STACKED



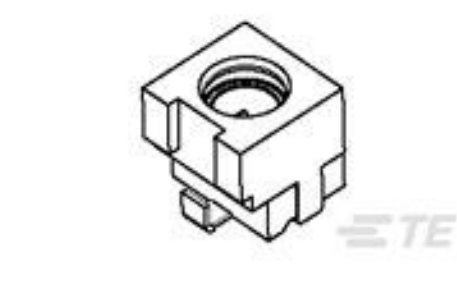
TE Part #953440-3  
6pos MQS .63 header 90deg



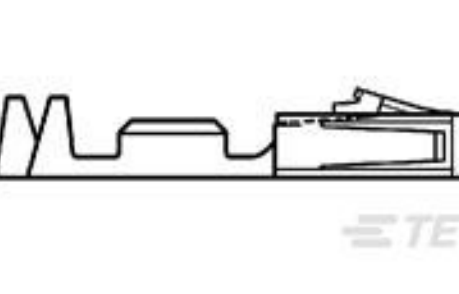
TE Part #2-828221-5  
2X25P MOD2 STIFTLI



TE Part #1-5164713-3  
13P.MINI-MATCH ASSY



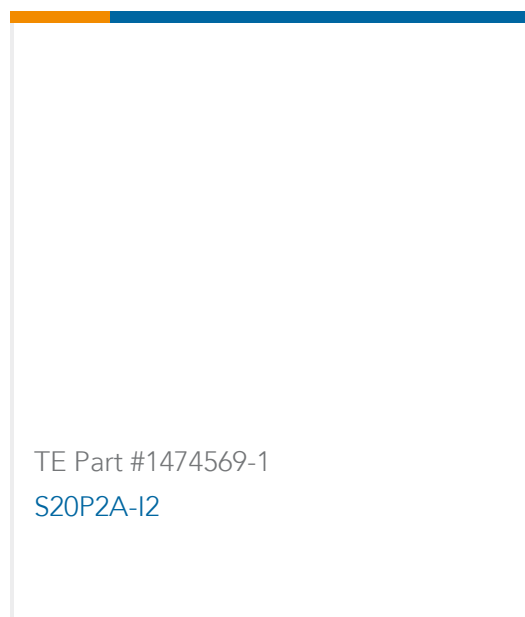
TE Part #6-1460820-1  
V23608A1027B 2=SMD Jack L-Fr



TE Part #104479-9  
SHORT POINT CONT 15 DPLX STMPD LF



TE Part #5053242179  
RNF-100-3/4-BK-STK



## Documents

### CAD Files

[3D PDF](#)

[3D](#)

**Customer View Model**

[ENG\\_CVM\\_CVM\\_2-292173-4\\_B1.2d\\_dxf.zip](#)

English

**Customer View Model**

[ENG\\_CVM\\_CVM\\_2-292173-4\\_B1.3d\\_igs.zip](#)

English

**Customer View Model**

[ENG\\_CVM\\_CVM\\_2-292173-4\\_B1.3d\\_stp.zip](#)

English

By downloading the CAD file I accept and agree to the [Terms and Conditions](#) of use.

### Datasheets & Catalog Pages

[2.0MM\\_AMP\\_CT\\_CONNECTOR\\_SERIES\\_QUICK\\_REF\\_GUIDE](#)

English

### Product Specifications

[Product Specification](#)

English

[AMP COMMON TERMINATION \(CT\), CONNECTOR, 2mm PITCH, M/T TYPE, LEAD FREE VERSION](#)

Japanese

[Product Specification](#)

Japanese

### Product Environmental Compliance

[MD\\_2-292173-4\\_03222017053\\_dmtec](#)

English

[MD\\_2-292173-4\\_03222017053\\_dmtec](#)

English

### Agency Approvals

[CSA Certificate](#)

English

2-292173-4

PCB Mount Header, Right Angle, Wire-to-Board, 4 Position, .079 in [2 mm]  
Centerline, Partially Shrouded, Tin, Surface Mount, Power & Signal, AMP CT

