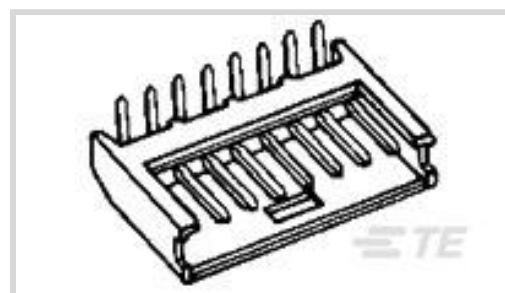




Connectors > PCB Connectors > PCB Headers & Receptacles

PCB Connector Assembly Type: **PCB Mount Header**PCB Mount Orientation: **Right Angle**Connector System: **Board-to-Board**Number of Positions: **6**Number of Rows: **1**

Features

Product Type Features

PCB Connector Assembly Type	PCB Mount Header
Connector System	Board-to-Board
Header Type	Partially Shrouded
Sealable	No
Connector & Contact Terminates To	Printed Circuit Board

Configuration Features

Connector Contact Load Condition	Fully Loaded
PCB Mount Orientation	Right Angle
Number of Positions	6
Number of Rows	1

Electrical Characteristics

Dielectric Withstanding Voltage (Max)	750 V
---------------------------------------	-------

Body Features

Connector Profile	Standard
Primary Product Color	Black

Contact Features

PCB Contact Termination Area Plating Material Thickness	2.5 μ m
Contact Shape & Form	Round



Contact Mating Area Plating Material Finish	Bright
PCB Contact Termination Area Plating Material	Tin
Contact Base Material	Brass
Contact Mating Area Plating Material	Gold
Contact Mating Area Plating Material Thickness	.381 μm [15 μin]
Contact Type	Pin

Termination Features

Termination Post & Tail Length	3.5 mm[.138 in]
Termination Method to Printed Circuit Board	Through Hole - Solder

Mechanical Attachment

Mating Retention	With
Panel Mount Feature	Without
Mating Alignment	With
Mating Alignment Type	Polarization
PCB Mount Retention	Without
PCB Mount Alignment	Without
Connector Mounting Type	Board Mount

Housing Features

Centerline (Pitch)	2.54 mm[.1 in]
Housing Material	Thermoplastic

Dimensions

Row-to-Row Spacing	2.54 mm[.1 in]
--------------------	----------------

Usage Conditions

Housing Temperature Rating	Standard
Operating Temperature Range	-65 – 105 $^{\circ}\text{C}$ [-85 – 221 $^{\circ}\text{F}$]

Operation/Application

Circuit Application	Power & Signal
---------------------	----------------

Packaging Features

Packaging Quantity	1000
Packaging Type	Box

Product Compliance

[For compliance documentation, visit the product page on TE.com>](#)

EU RoHS Directive 2011/65/EU	Compliant
EU ELV Directive 2000/53/EC	Compliant
China RoHS 2 Directive MIIT Order No 32, 2016	No Restricted Materials Above Threshold
EU REACH Regulation (EC) No. 1907/2006	Current ECHA Candidate List: JUNE 2022 (224) Candidate List Declared Against: JAN 2022 (223) SVHC > Threshold: Not Yet Reviewed
Halogen Content	Not Low Halogen - contains Br or Cl > 900 ppm.
Solder Process Capability	Wave solder capable to 265°C

Product Compliance Disclaimer

This information is provided based on reasonable inquiry of our suppliers and represents our current actual knowledge based on the information they provided. This information is subject to change. The part numbers that TE has identified as EU RoHS compliant have a maximum concentration of 0.1% by weight in homogenous materials for lead, hexavalent chromium, mercury, PBB, PBDE, DBP, BBP, DEHP, DIBP, and 0.01% for cadmium, or qualify for an exemption to these limits as defined in the Annexes of Directive 2011/65/EU (RoHS2). Finished electrical and electronic equipment products will be CE marked as required by Directive 2011/65/EU. Components may not be CE marked. Additionally, the part numbers that TE has identified as EU ELV compliant have a maximum concentration of 0.1% by weight in homogenous materials for lead, hexavalent chromium, and mercury, and 0.01% for cadmium, or qualify for an exemption to these limits as defined in the Annexes of Directive 2000/53/EC (ELV). Regarding the REACH Regulation, the information TE provides on SVHC in articles for this part number is based on the latest European Chemicals Agency (ECHA) 'Guidance on requirements for substances in articles' posted at this URL: <https://echa.europa.eu/guidance-documents/guidance-on-reach>


Compatible Parts




Also in the Series | [AMPMODU Headers](#)




PCB Connector Mounting(1)



PCB Connector Shrouds(1)



PCB Headers & Receptacles(6850)



PCB Latches, Locks & Retainers(2)



Wire-to-Board Connector Assemblies & Housings(5)



Wire-to-Board Connector Contacts(66)

Customers Also Bought



TE Part #2-1879464-0
RL73H 2H R75 1% 4K RL



TE Part #T4112011051-000
M12 F, 5P GOLD A_CODE RA SHIELDED PG7



TE Part #280374-2
10P AMPMODU II SHRD HDR, ST, 0.38 AU



TE Part #280380-2
8P MODU II SHRD HDR,RT ANG, 0.38 AU



TE Part #280371-2
4P AMPMODU II SHRD HDR, ST, 0.38 AU



TE Part #280389-2
2X4P MODU II SHRD HDR,RT ANG, 0.38AU



TE Part #6-1625867-7
RP 1J 0.166W 30R9 0.1% 25PPM 1K RL



TE Part #5-2176345-2
CRGCO 1210 180K 1%



TE Part #4-2176349-0
CRGCO 2512 18K 1%



TE Part #280373-2
8P AMPMODU II SHRD HDR, ST, 0.38 AU

Documents



Product Drawings

[6P MODU II SHRD HDR, RT ANG, 0.38AU](#)

English

CAD Files

[3D PDF](#)

3D

Customer View Model

[ENG_CVM_CVM_280379-2_S_c-280379-2-s.2d_dxf.zip](#)

English

Customer View Model

[ENG_CVM_CVM_280379-2_S_c-280379-2-s.3d_igs.zip](#)

English

Customer View Model

[ENG_CVM_CVM_280379-2_S_c-280379-2-s.3d_stp.zip](#)

English

By downloading the CAD file I accept and agree to the [Terms and Conditions](#) of use.

Datasheets & Catalog Pages

[1773393_AMPMODU_EUROPEAN_STANDARD_PRODUCTS](#)

English

Product Environmental Compliance

[TE Material Declaration](#)

English

[MD_280379-2_06232014632_dmtec](#)

English

[MD_280379-2_06232014632_dmtec](#)

English