

2MM-R-D03-VS-00-F-TBP ✓ ACTIVE

AMPMODU | AMPMODU 2 mm

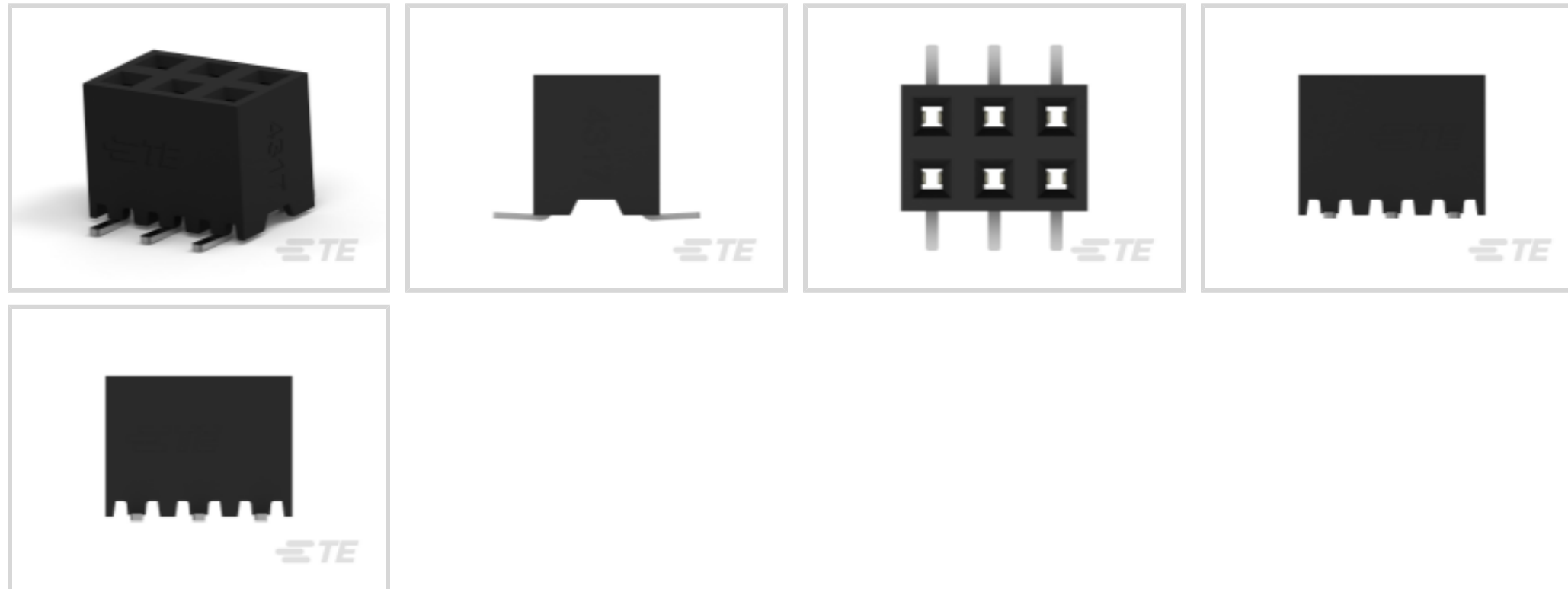
TE Internal #: 2314844-6

PCB Mount Receptacle, Vertical, Board-to-Board, 6 Position, .079 in [2 mm] Centerline, Select Gold Flash, Surface Mount, Signal, Black, AMPMODU 2 mm

[View on TE.com >](#)



Connectors > PCB Connectors > PCB Headers & Receptacles



PCB Connector Assembly Type: **PCB Mount Receptacle**

PCB Mount Orientation: **Vertical**

Connector System: **Board-to-Board**

Number of Positions: **6**

Number of Rows: **2**

Features

Product Type Features

PCB Connector Assembly Type	PCB Mount Receptacle
Connector System	Board-to-Board
Connector & Contact Terminates To	Printed Circuit Board

Configuration Features

Number of Loaded Positions	6
PCB Mount Orientation	Vertical
Number of Positions	6
Number of Rows	2

Electrical Characteristics

Dielectric Withstanding Voltage (Max)	650 VAC
Operating Voltage	125 VAC

Body Features

Connector Profile	Standard
Primary Product Color	Black



Contact Features

Contact Layout	Inline
Mating Square Post Dimension	.5 mm[.02 in]
PCB Contact Termination Area Plating Material Thickness	3 – 5 μm [118.11 – 196.85 μin]
Contact Underplating Material Thickness	1.27 μm [50 μin]
PCB Contact Termination Area Plating Material Finish	Matte
Contact Mating Area Plating Material Finish	Matte
Contact Underplating Material	Nickel
PCB Contact Termination Area Plating Material	Tin
Contact Base Material	Phosphor Bronze
Contact Mating Area Plating Material	Select Gold Flash
Contact Mating Area Plating Material Thickness	.1 μm [3.94 μin]
Contact Type	Socket
Contact Current Rating (Max)	2 A

Termination Features

Rectangular Termination Post & Tail Thickness	.2 mm[.008 in]
Rectangular Termination Post & Tail Width	.4 mm[.016 in]
Termination Method to Printed Circuit Board	Surface Mount

Mechanical Attachment

Mating Alignment	Without
PCB Mount Retention	Without
PCB Mount Alignment	Without
Connector Mounting Type	Board Mount

Housing Features

Centerline (Pitch)	2 mm[.079 in]
Housing Material	LCP (Liquid Crystal Polymer)

Dimensions

Connector Length	6 mm[.236 in]
Connector Height	4.5 mm[.18 in]
Connector Width	4 mm[.157 in]
Row-to-Row Spacing	2 mm[.079 in]

Usage Conditions



Housing Temperature Rating	High
Operating Temperature Range	-40 – 125 °C[-40 – 257 °F]

Operation/Application

Assembly Process Feature	Pick and Place Cover
Circuit Application	Signal

Industry Standards

UL Flammability Rating	UL 94V-0
------------------------	----------

Packaging Features

Packaging Type	Tube
----------------	------

Product Compliance

[For compliance documentation, visit the product page on TE.com>](#)

EU RoHS Directive 2011/65/EU	Compliant
EU ELV Directive 2000/53/EC	Compliant
China RoHS 2 Directive MIIT Order No 32, 2016	No Restricted Materials Above Threshold
EU REACH Regulation (EC) No. 1907/2006	Current ECHA Candidate List: JUNE 2022 (224) Candidate List Declared Against: JUNE 2022 (224) Does not contain REACH SVHC
Halogen Content	Low Halogen - Br, Cl, F, I < 900 ppm per homogenous material. Also BFR/CFR/PVC Free
Solder Process Capability	Reflow solder capable to 260°C

Product Compliance Disclaimer

This information is provided based on reasonable inquiry of our suppliers and represents our current actual knowledge based on the information they provided. This information is subject to change. The part numbers that TE has identified as EU RoHS compliant have a maximum concentration of 0.1% by weight in homogenous materials for lead, hexavalent chromium, mercury, PBB, PBDE, DBP, BBP, DEHP, DIBP, and 0.01% for cadmium, or qualify for an exemption to these limits as defined in the Annexes of Directive 2011/65/EU (RoHS2). Finished electrical and electronic equipment products will be CE marked as required by Directive 2011/65/EU. Components may not be CE marked. Additionally, the part numbers that TE has identified as EU ELV compliant have a maximum concentration of 0.1% by weight in homogenous materials for lead, hexavalent chromium, and mercury, and 0.01% for cadmium, or qualify for an exemption to these limits as defined in the Annexes of Directive 2000/53/EC (ELV). Regarding the REACH Regulation, the information TE provides on SVHC in articles for this part number is based on the latest European Chemicals Agency (ECHA) 'Guidance on requirements for substances in articles' posted at this URL: <https://echa.europa.eu/guidance-documents/guidance-on-reach>

Compatible Parts




TE Part # 2373376-6
6P,2MM,SHRD HDR,DRVT,SMD,0.1AU, TB



TE Part # 2842126-3
6P,2MM,BRK HDR,DRVT,2.8,0.1AU,TB



TE Part # 2842138-3
6P,2MM,BRK HDR,DRVT,2.8,0.1AU, BOX



TE Part # 2842142-3
6P,2MM,BRK HDR,DRVT,SMD,0.1AU, TR W/CAP



TE Part # 2842162-3
6P,2MM,BRK HDR,DRRT,2.8,0.1AU, BOX



TE Part # 2842166-6
6P,2MM,SHRD HDR,DRRT,0.1AU,TB




TE Part # 2842282-6
6P,2MM,SHRD HDR,DRVT,0.1AU,TB




TE Part # 2842270-6
6P,2MM,SHRD HDR,DRRT,0.1AU,TR



TE Part # 2842134-3
6P,2MM,BRK HDR,DRVT,2.8,0.1AU,TR W/CAP



TE Part # 2842150-3
6P,2MM,BRK HDR,DRRT,2.8,0.1AU,TB




TE Part # 2842158-3
6P,2MM,BRK HDR,DRRT,2.8,0.1AU,TR W/CAP


Also in the Series | **AMPMODU 2 mm**



PCB Headers & Receptacles(12661)



Wire-to-Board Connector Assemblies & Housings(109)



Wire-to-Board Connector Contacts(27)

Customers Also Bought



TE Part #5555003-1
MJ,R/A,6P,PNL,RH LTCH,GRY



TE Part #8-1393480-5
V23529B1223C209=SUB D STIFTLI



TE Part #5-103168-8
20 MODII HDR DRST SHRD .100CL



TE Part #1734193-1
WTB Socket,Terminal 80u" Tin



Documents

CAD Files

[3D PDF](#)

[3D](#)

[Customer View Model](#)

[ENG_CVM_CVM_2314844-6_A.2d_dxf.zip](#)

English

[Customer View Model](#)

[ENG_CVM_CVM_2314844-6_A.3d_igs.zip](#)

English

[Customer View Model](#)

[ENG_CVM_CVM_2314844-6_A.3d_stp.zip](#)

English

By downloading the CAD file I accept and agree to the [Terms and Conditions](#) of use.

Datasheets & Catalog Pages

[AMPMODU 2mm BOARD-TO-BOARD RECEPTACLES](#)

English

Product Specifications

[Application Specification](#)

English