



**Sliver for SFF-TA-1002**

TE Internal #: 2331813-3

Internal I/O Connectors, Sliver for SFF-TA-1002, Cable Plug Assembly, Vertical, Cable-to-Board, Gen-Z, 84 Position, 2 Row, Sliver for SFF-TA-1002

[View on TE.com >](#)

Connectors > PCB Connectors > Internal I/O Connectors



Internal I/O Connector Type: **Sliver for SFF-TA-1002**

Connector Mates With: **Cable Plug Assembly**

PCB Mount Orientation: **Vertical**

Connector System: **Cable-to-Board**

Industry Standard: **Gen-Z**

**Features**

**Product Type Features**

Internal I/O Connector Type	Sliver for SFF-TA-1002
Connector Mates With	Cable Plug Assembly
Connector System	Cable-to-Board
Shell	With
Sealable	No
Connector & Contact Terminates To	Printed Circuit Board

**Configuration Features**

PCB Mount Orientation	Vertical
Number of Positions	84
Number of Rows	2

**Contact Features**

Contact Mating Area Plating Material	Gold
Contact Underplating Material	Nickel
PCB Contact Termination Area Plating Material	Tin



Contact Base Material	Copper Alloy
-----------------------	--------------

Contact Current Rating (Max)	1.1 A
------------------------------	-------

Contact Mating Area Plating Material Thickness	.762 $\mu$ m[30 $\mu$ in]
------------------------------------------------	---------------------------

### Termination Features

Termination Method to Printed Circuit Board	Surface Mount
---------------------------------------------	---------------

### Mechanical Attachment

Connector Mounting Type	Board Mount
-------------------------	-------------

### Housing Features

Centerline (Pitch)	.6 mm[.023 in]
--------------------	----------------

### Usage Conditions

Operating Temperature Range	-55 – 85 °C[-67 – 185 °F]
-----------------------------	---------------------------

### Operation/Application

Circuit Application	Signal
---------------------	--------

### Industry Standards

Industry Standard	Gen-Z
-------------------	-------

## Product Compliance

[For compliance documentation, visit the product page on TE.com>](#)

EU RoHS Directive 2011/65/EU	Compliant
------------------------------	-----------

EU ELV Directive 2000/53/EC	Compliant
-----------------------------	-----------

China RoHS 2 Directive MIIT Order No 32, 2016	No Restricted Materials Above Threshold
-----------------------------------------------	-----------------------------------------

EU REACH Regulation (EC) No. 1907/2006	Current ECHA Candidate List: JUNE 2022 (224) Candidate List Declared Against: JAN 2022 (223) SVHC > Threshold: Not Yet Reviewed
----------------------------------------	------------------------------------------------------------------------------------------------------------------------------------------

Halogen Content	Low Halogen - Br, Cl, F, I < 900 ppm per homogenous material. Also BFR/CFR/PVC Free
-----------------	-------------------------------------------------------------------------------------

Solder Process Capability	Reflow solder capable to 260°C
---------------------------	--------------------------------

#### Product Compliance Disclaimer

This information is provided based on reasonable inquiry of our suppliers and represents our current actual knowledge based on the information they provided. This information is subject to change. The part numbers that TE has identified as EU RoHS compliant have a maximum concentration of 0.1% by weight in homogenous materials for lead, hexavalent chromium, mercury, PBB, PBDE, DBP, BBP, DEHP, DIBP, and 0.01% for cadmium, or qualify for an exemption to these



limits as defined in the Annexes of Directive 2011/65/EU (RoHS2). Finished electrical and electronic equipment products will be CE marked as required by Directive 2011/65/EU. Components may not be CE marked. Additionally, the part numbers that TE has identified as EU ELV compliant have a maximum concentration of 0.1% by weight in homogenous materials for lead, hexavalent chromium, and mercury, and 0.01% for cadmium, or qualify for an exemption to these limits as defined in the Annexes of Directive 2000/53/EC (ELV). Regarding the REACH Regulation, the information TE provides on SVHC in articles for this part number is based on the latest European Chemicals Agency (ECHA) 'Guidance on requirements for substances in articles' posted at this URL: <https://echa.europa.eu/guidance-documents/guidance-on-reach>

## Compatible Parts



TE Part # 2327677-1  
RECEPT ASSY, 140 POS, VERT, SLIVER 2.0




TE Part # 2328461-1  
280 POS., CONNECTOR ASSEMBLY, SLIVER 2.0




TE Part # 2333799-1  
RCPT ASSY, VERT, 168 POS, SLIVER 2.0

## Also in the Series | Sliver for SFF-TA-1002



Card Guide Hardware(1)



Internal I/O Cable Assemblies(109)



Internal I/O Connectors(135)

## Customers Also Bought



TE Part #2299805-1  
NRW BACK PLATE ASSY, SOCKET P0, STUD6.8MM



TE Part #2-2129710-5  
LEFT SIDE LGA3647-0 SOCKET-P0 FOR ODM



TE Part #2-2340321-1  
ASSY STRADDLE MOUNT 168P 093 SLIVER 2.0



TE Part #3-2330552-1  
CPX-6 POINT PHM CARRIER ASSY, P5



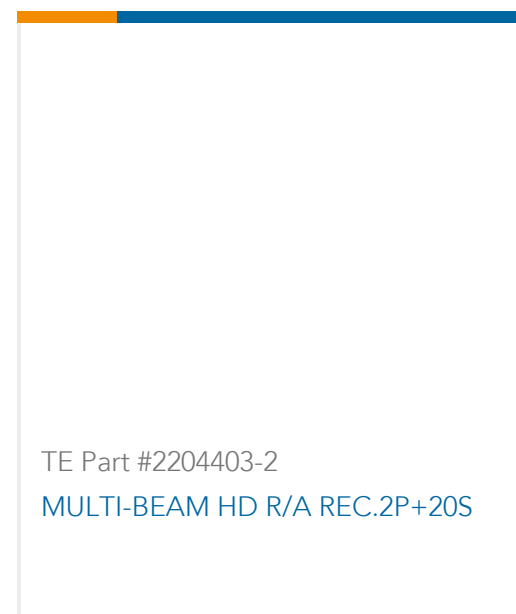
TE Part #1-1612963-4  
RECEPTACLE ASSEMBLY DIP TYPE L



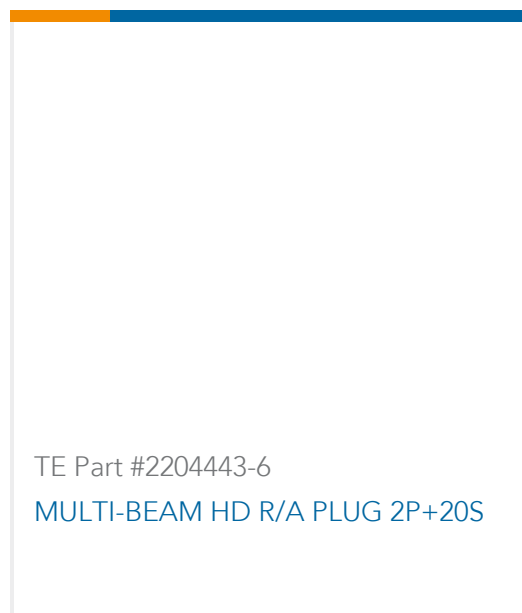
TE Part #2041238-8  
PCI-E Card Edge, Vertical, 230



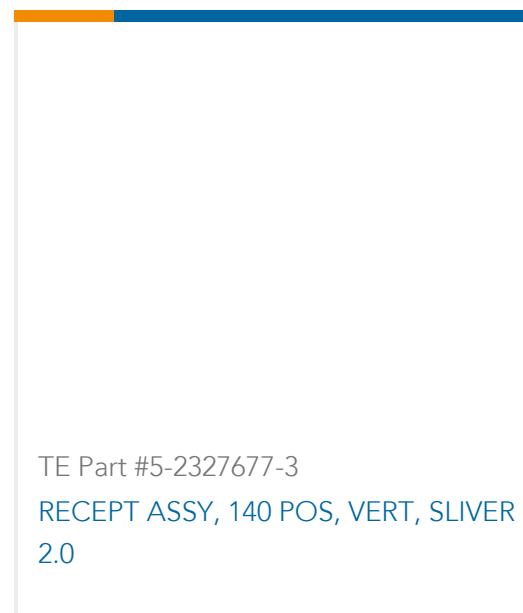
TE Part #2042274-4  
ELCON MINI 2P VERT HEADER, GOLD,  
W/ CODING



TE Part #2204403-2  
MULTI-BEAM HD R/A REC.2P+20S



TE Part #2204443-6  
MULTI-BEAM HD R/A PLUG 2P+20S



TE Part #5-2327677-3  
RECEPT ASSY, 140 POS, VERT, SLIVER  
2.0

## Documents

### Product Drawings

#### CABLE REC ASSY, 84 P, VERT, SLIVER 2.0

English

### CAD Files

#### 3D PDF

3D

#### Customer View Model

[ENG\\_CVM\\_CVM\\_2331813-3\\_6.2d\\_dxf.zip](#)

English

#### Customer View Model

[ENG\\_CVM\\_CVM\\_2331813-3\\_6.3d\\_igs.zip](#)

English

#### Customer View Model

[ENG\\_CVM\\_CVM\\_2331813-3\\_6.3d\\_stp.zip](#)

English

By downloading the CAD file I accept and agree to the [Terms and Conditions](#) of use.

### Product Specifications

#### Application Specification

English

### Product Environmental Compliance

#### Product Compliance

English

#### Product Compliance

English

